


INSTALLATION MANUAL

PARKFIT



PREPARATION

Equipment required for installation

- Ratchet (or socket set) with 3/8" driver
- Torx Driver (supplied) Cordless Drill
- Loctite (for securing bolts) (supplied)
- Shovel for digging holes, preferably long handled (If hard digging is required, suitable excavation equipment should be used)
- Spirit level
- Stringline (to indicate the proposed finished ground surface level) Concrete for footings
- A basic first aid kit for emergencies
- 'Occupational Health and Safety' plan and procedures if applicable

PREPARATION FOR INSTALLATION

Before commencing installation lay all equipment out on the ground and ensure that you have all items detailed on the materials or packing list. Some of the items will come complete while others require some assembly on site.

SECURING THE SITE WHILE WORK IS IN PROGRESS

You should ensure that the work site is clearly defined by some sort of barrier or temporary fence to ensure that children or onlookers are not in danger of injury while you work. The concrete footings will need at least 24 hours to set so a barrier or fence will keep people off the equipment until it is ready to be used and until adequate soft-fall surfacing has been installed.

PREPARE THE SITE

- ParkFit equipment is normally designed for installation on a flat level surface so you should ensure that the proposed area is prepared correctly.
- Check that the site is clear of underground power and services before you commence digging.
- Determine the proposed finished surface level (ground level) and use a string line to set this level. This will help in ensuring that the items are set at their correct height.
- A wear layer of rubber under-surfacing is recommended below and around the equipment (extending approximately 1.5 metre around the equipment). Ensure that you allow for the proposed finished surface level when setting equipment heights.

FOOTINGS

All uprights are standard 800mm in the ground from finished surface level (ground level).

Ensure that ground level is set to include the minimum required soft fall material (if any) depth. Refer to image.

Forpark recommends General Purpose Concrete. This is a concrete with a compressive strength of 20MPa (at 28 days) or higher.

The concrete used in playground footings should only be mixed and/or worked by a suitably experienced person following supplier/manufacturer's instructions.

FOOTING SIZES

If 2 or more items are attached to one upright, use the largest recommended footing size for these items.

The top of the footings should be tapered to ensure that water does not pool.

Use a spirit level to ensure that all uprights are level and square prior to concrete setting.

Footing sizes for each item are specified on the drawing. The footings should be left for at least 24 hours before the top sections of the equipment are added to ensure that they have set.

TOP ASSEMBLY

The attached drawings detail the individual components and how each item is connected.

All steel parts are stainless grade 316 and chemically treated. Avoid damage and scratches on surfaces during installation.

The washers and bolts are placed in the order shown in the drawings.

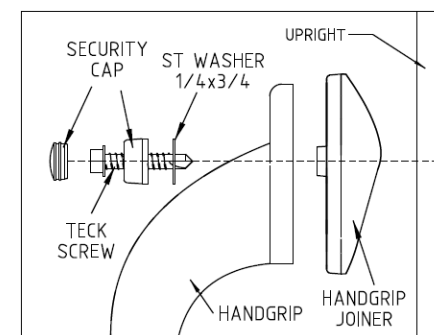
Use drawings for correct position of clamps and secure to uprights with screws as shown.

Important

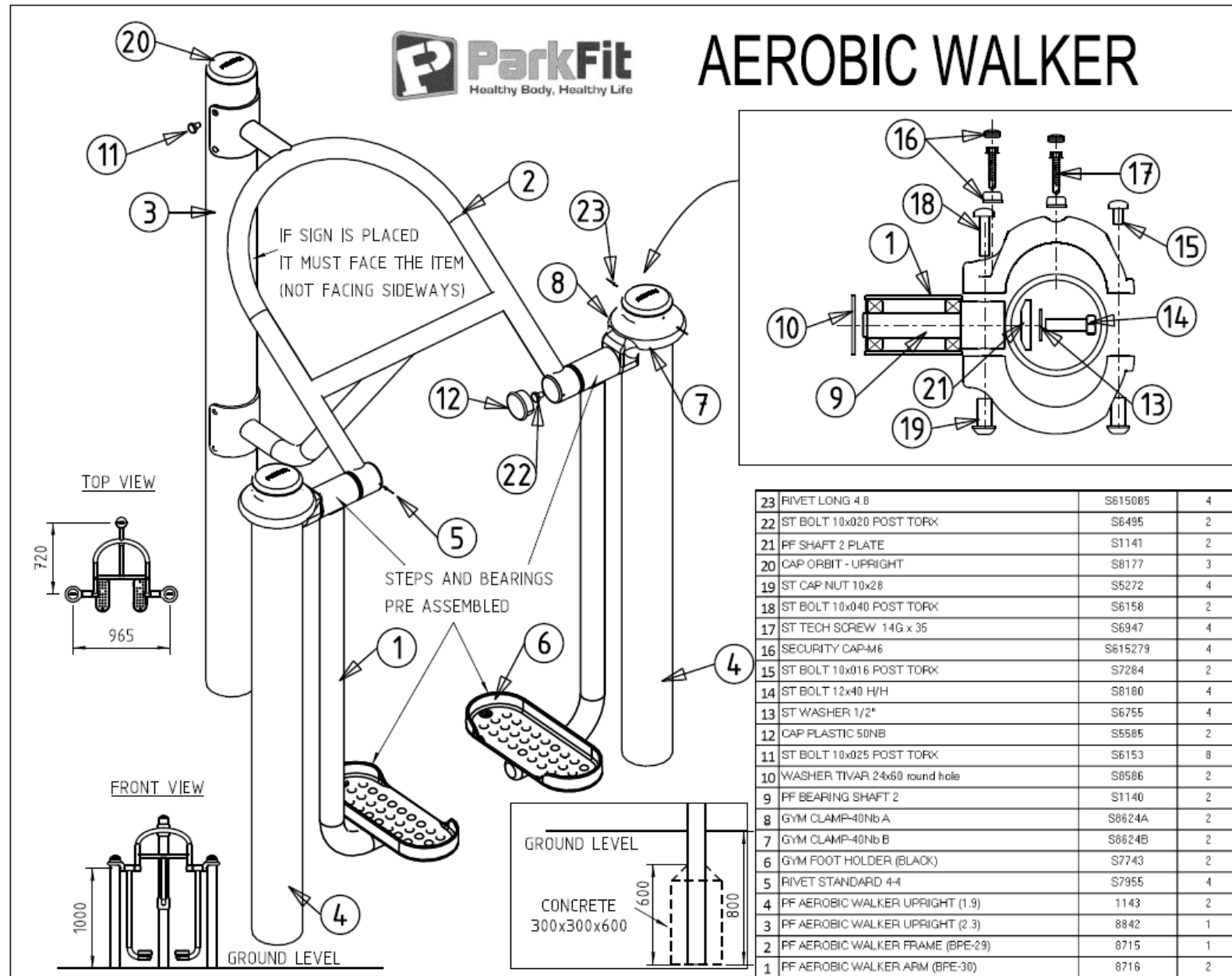
Loctite should be applied to the thread of all bolts before fastening to ensure they do not work loose during use.

HANDGRIP

Mark the right position of the handgrip. Secure to upright with tech screws and caps as shown. See image.

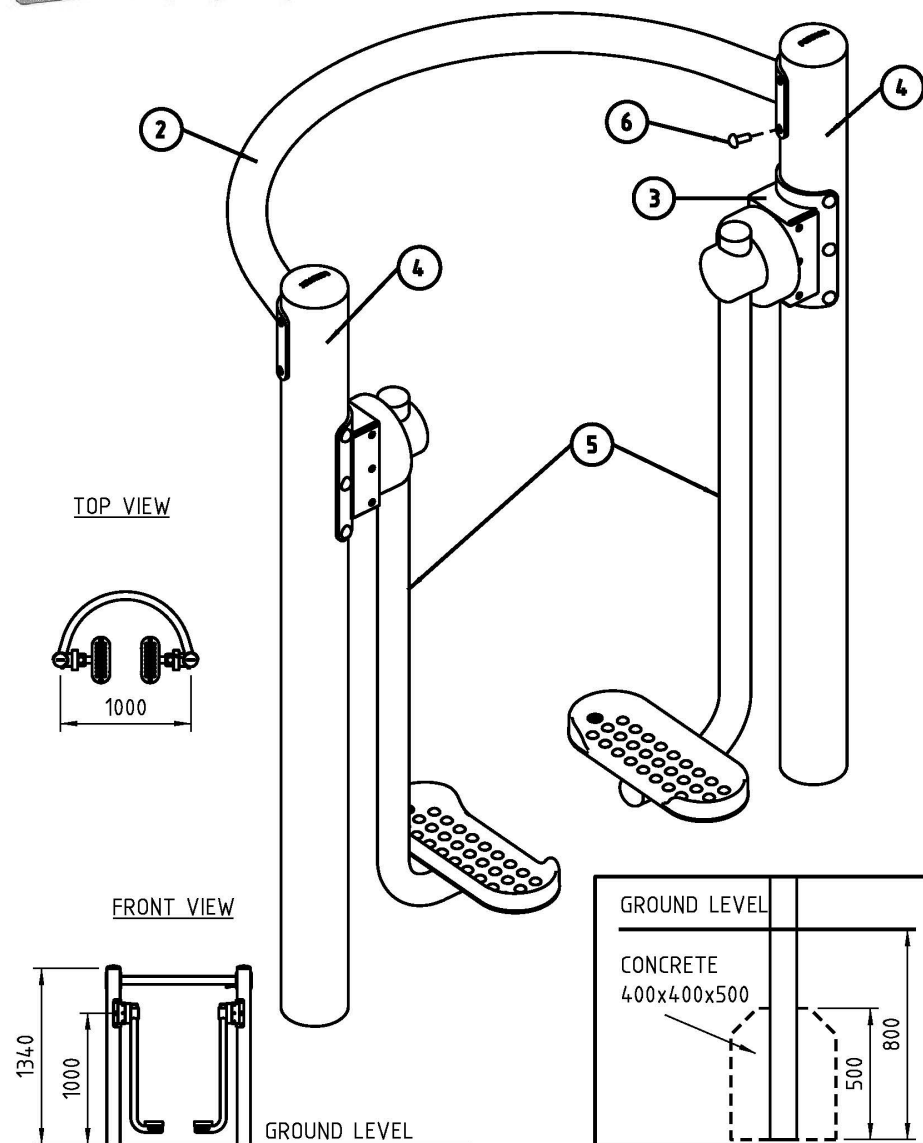


AEROBIC WALKER



23	RIVET LONG 4.8	S615085	4
22	ST BOLT 10x020 POST TORX	S6495	2
21	PF SHAFT 2 PLATE	S1141	2
20	CAP ORBIT - UPRIGHT	S8177	3
19	ST CAP NUT 10x28	S5272	4
18	ST BOLT 10x040 POST TORX	S6158	2
17	ST TECH SCREW 14G x 35	S6947	4
16	SECURITY CAP-M6	S615279	4
15	ST BOLT 10x016 POST TORX	S7284	2
14	ST BOLT 12x40 H/H	S8180	4
13	ST WASHER 1/2"	S6755	4
12	CAP PLASTIC 50NB	S5585	2
11	ST BOLT 10x025 POST TORX	S6153	8
10	WASHER TIVAR 24x60 round hole	S8586	2
9	PF BEARING SHAFT 2	S1140	2
8	GYM CLAMP-40Nb A	S8624A	2
7	GYM CLAMP-40Nb B	S8624B	2
6	GYM FOOT HOLDER (BLACK)	S7743	2
5	RIVET STANDARD 4-4	S7955	4
4	PF AEROBIC WALKER UPRIGHT (1.9)	1143	2
3	PF AEROBIC WALKER UPRIGHT (2.3)	8842	1
2	PF AEROBIC WALKER FRAME (BPE-29)	8715	1
1	PF AEROBIC WALKER ARM (BPE-30)	8716	2

AEROBIC WALKER 2020

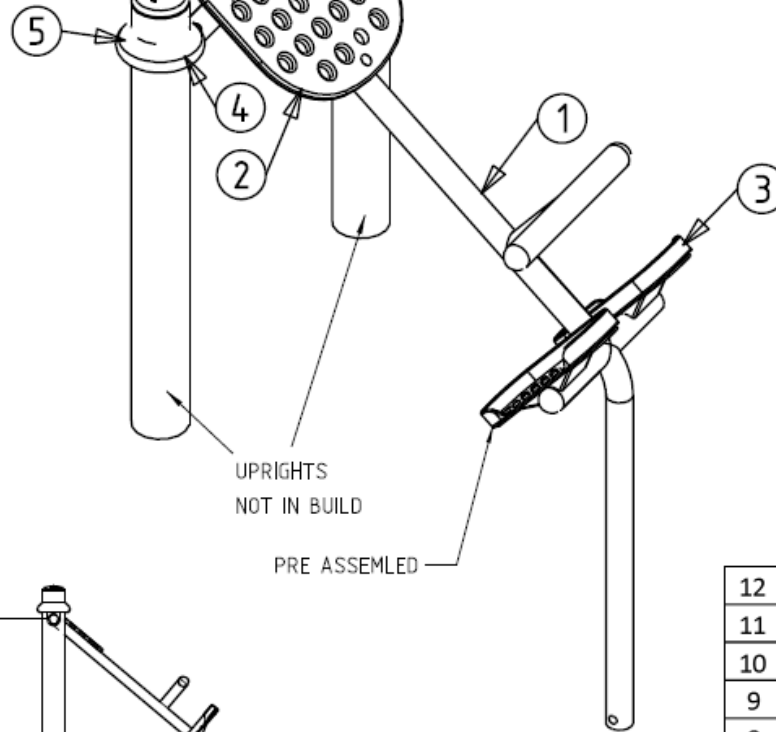


ARMS ARE PRE ASSEMBLED
AND ATTACHED TO UPRIGHTS

1	PF AEROBIC ARM ASSEMBLY	BPU-1974	2
2	PF AEROBIC SUPPORT BAR (BPE-217)	1976	1
3	PF AEROBIC PIVOT BOX (BPE-216)	1973	2
4	PF AEROBIC UPRIGHTS 2.14M (SET OF 2)	1977	1
5	PF AEROBIC WALKER ARM (BPE-218)	1971	2
6	ST BOLT 10x025 POST TORX	S6153	20

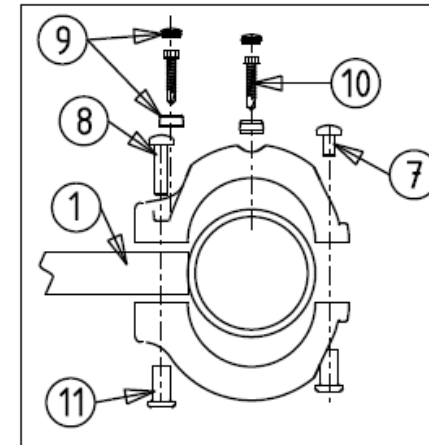
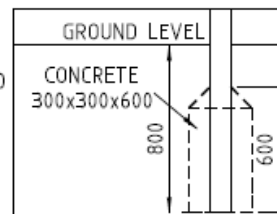
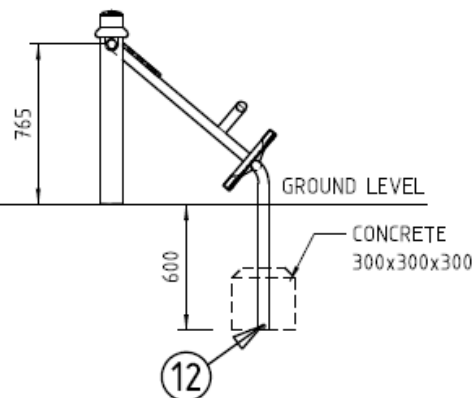
BACK EXTENSION

PRE ASSEMBLED



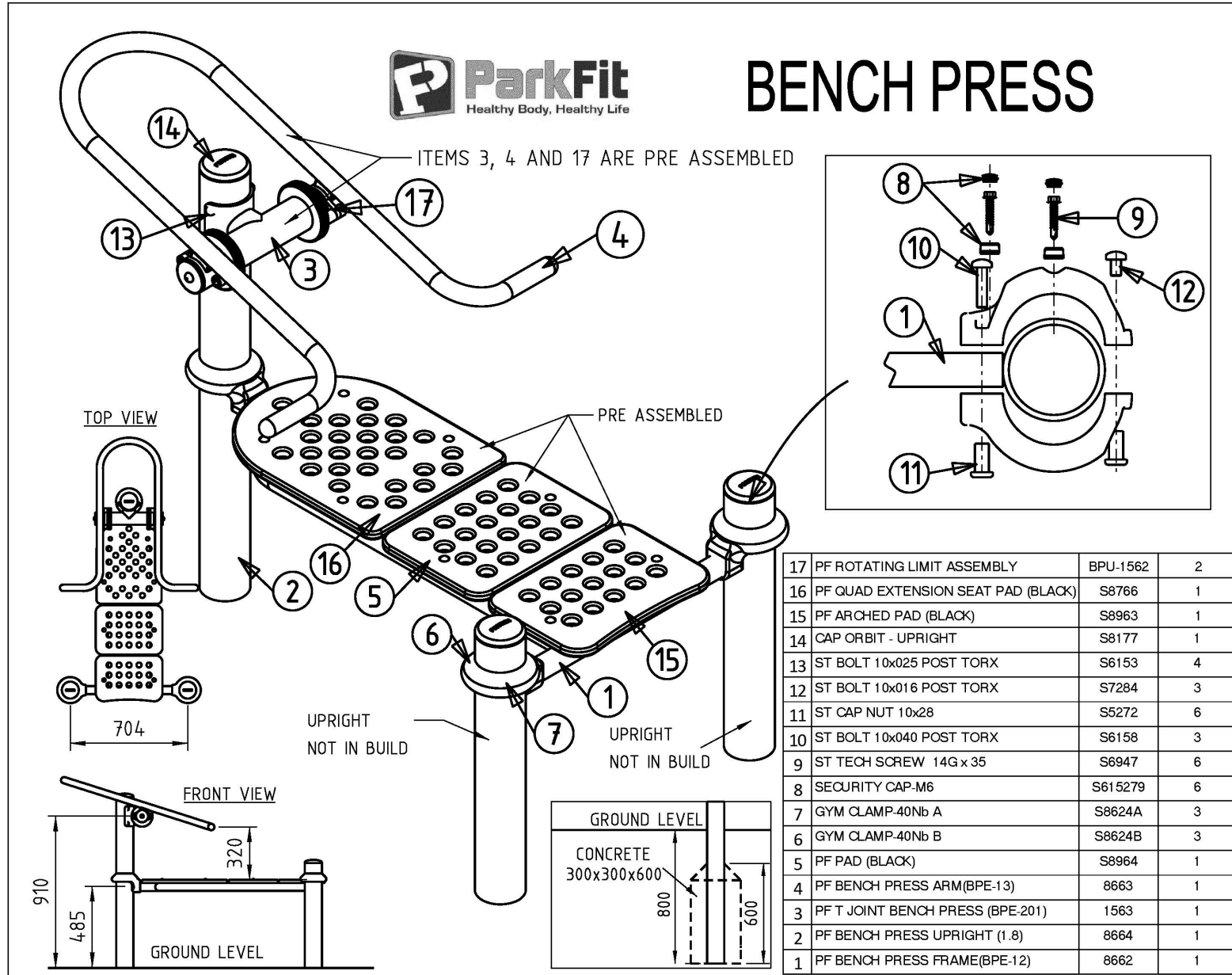
UPRIGHTS
NOT IN BUILD

PRE ASSEMBLED

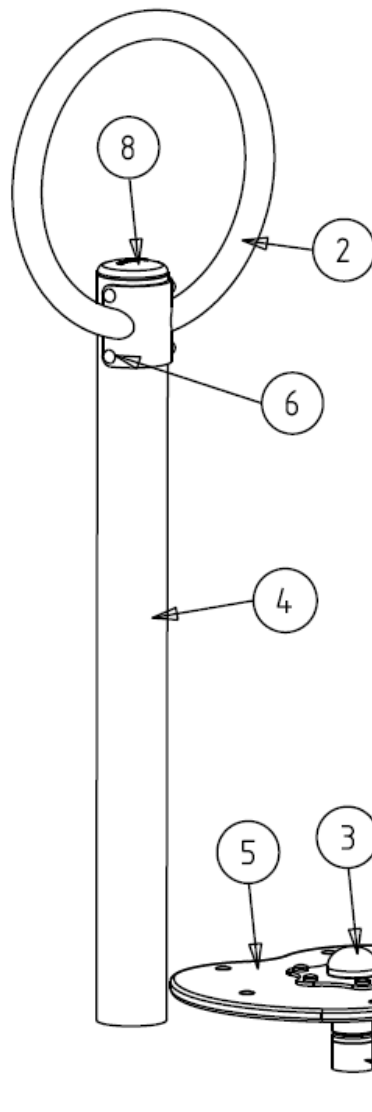


12	ORBIT UPRIGHT ANCHOR	8056	1
11	ST CAP NUT 10x28	S5272	4
10	ST TECH SCREW 14G x 35	S6947	4
9	SECURITY CAP-M6	S615279	4
8	ST BOLT 10x040 POST TORX	S6158	2
7	ST BOLT 10x016 POST TORX	S7284	2
5	GYM CLAMP-40Nb A	S8424A	2
4	GYM CLAMP-40Nb B	S8624B	2
3	GYM FOOT HOLDER (BLACK)	S7743	2
2	PF SEAT PAD (BLACK)	S8588	1
1	PF BACK EXTENSION FRAME (BPE-43)	8834	1

BENCH PRESS

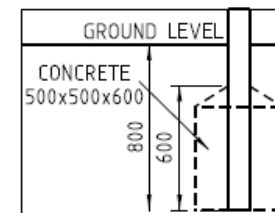


BODY TWIST

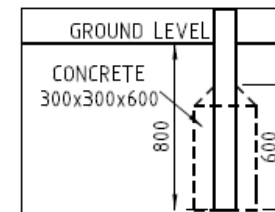


SIDE VIEW

UPRIGHT



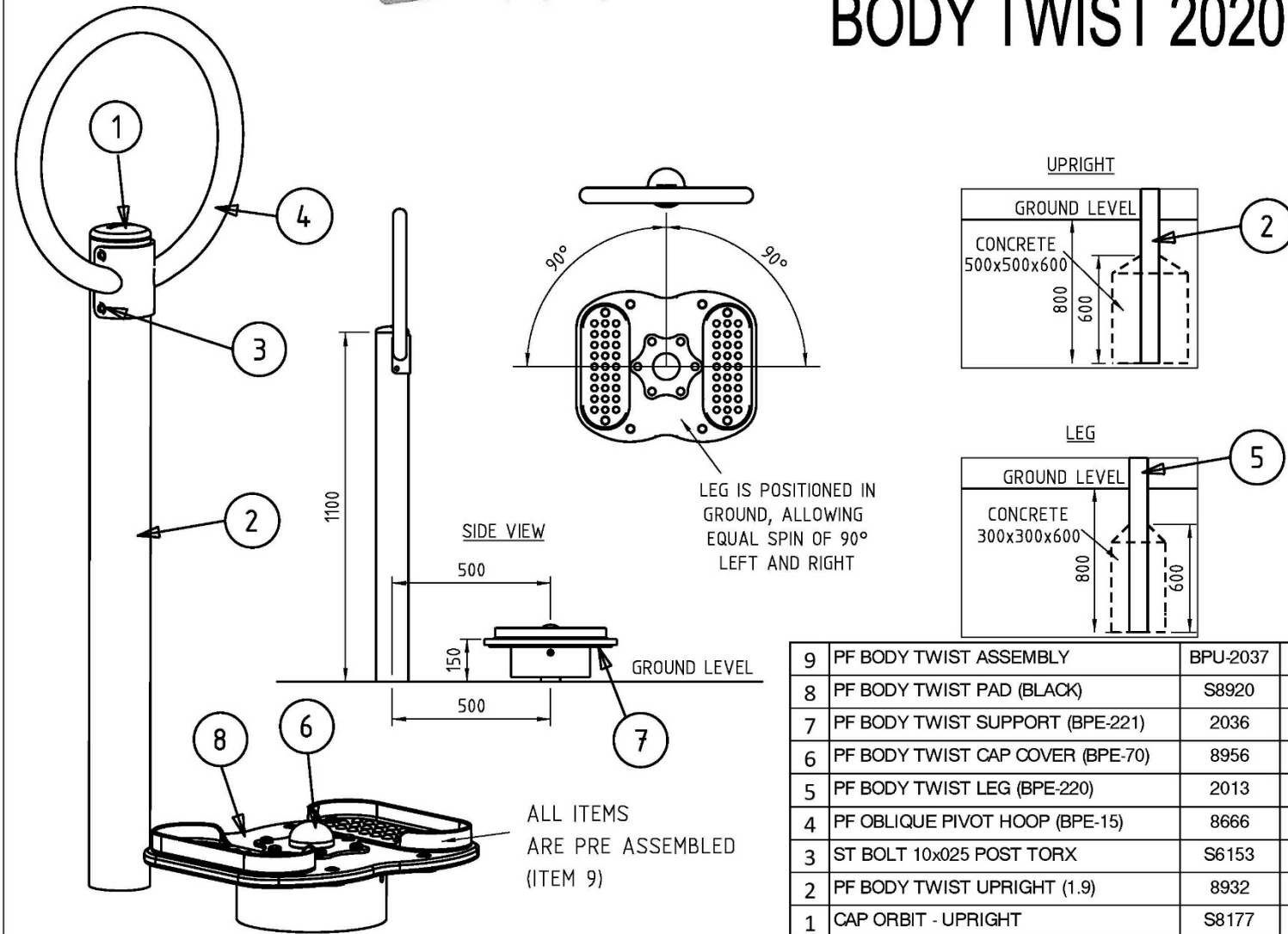
LEG



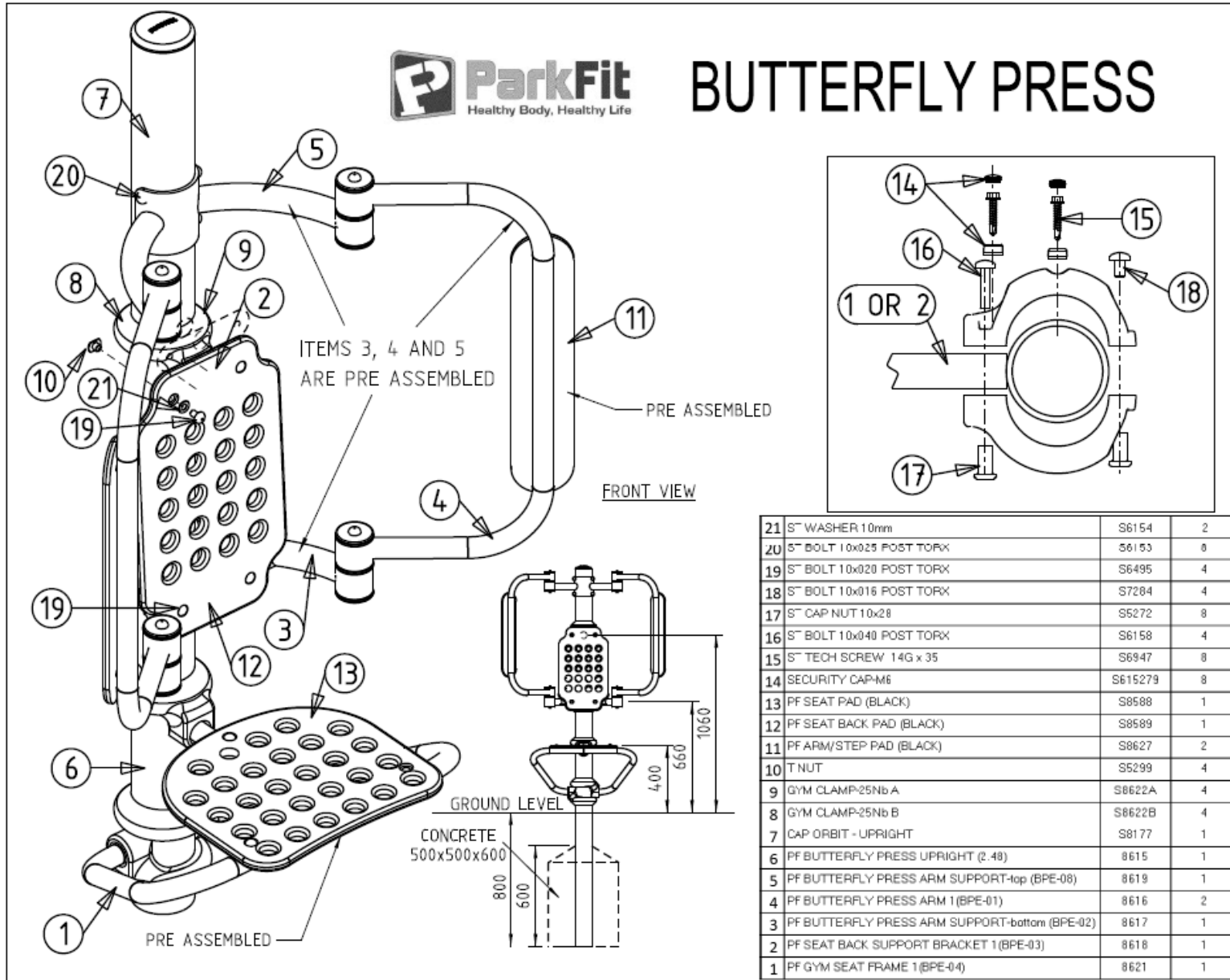
ALL ITEMS
ARE PRE ASSEMBLED

8	CAP ORBIT - UPRIGHT	S8177	1
7	PF BODY TWIST FRAME	8921	1
6	ST BOLT 10x025 POST TORX	S6153	4
5	PF BODY TWIST PAD (BLACK)	S8920	1
4	PF BODY TWIST UPRIGHT (1.9)	8932	1
3	PF BODY TWIST CAP COVER	8956	1
2	PF OBLIQUE PIVOT HOOP (BPE-15)	8666	1
1	PF BODY TWIST LEG	8922	1

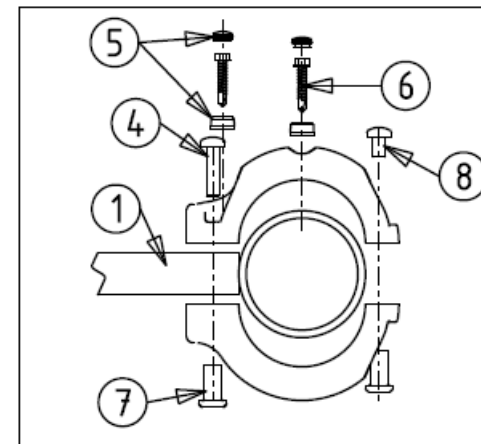
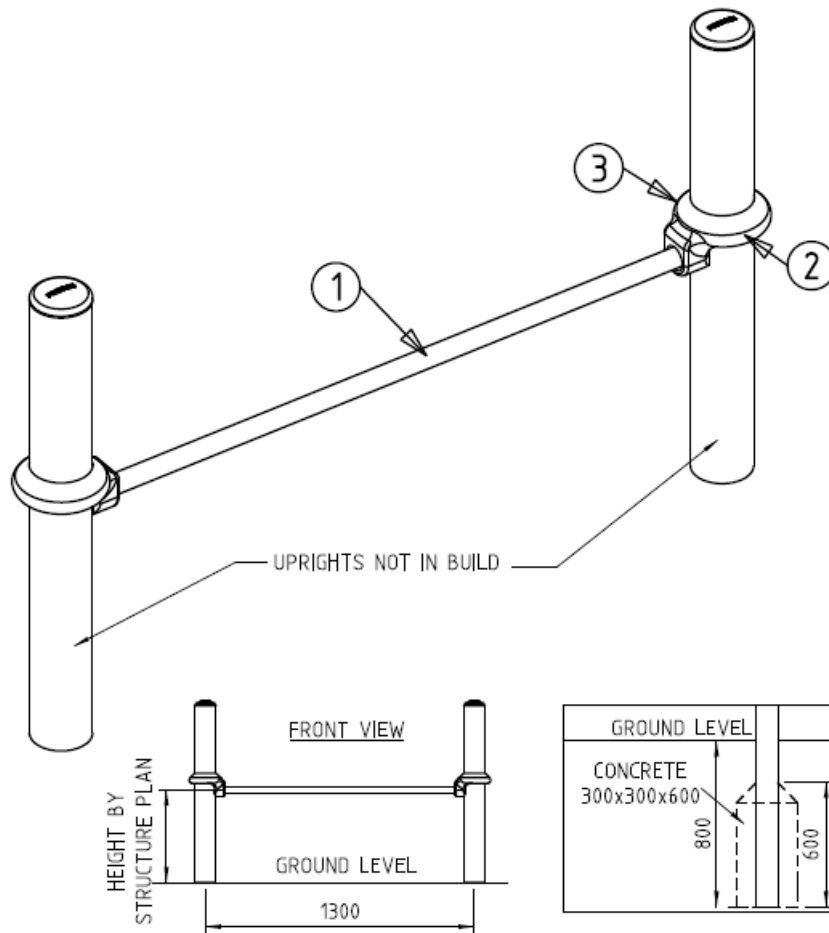
BODY TWIST 2020



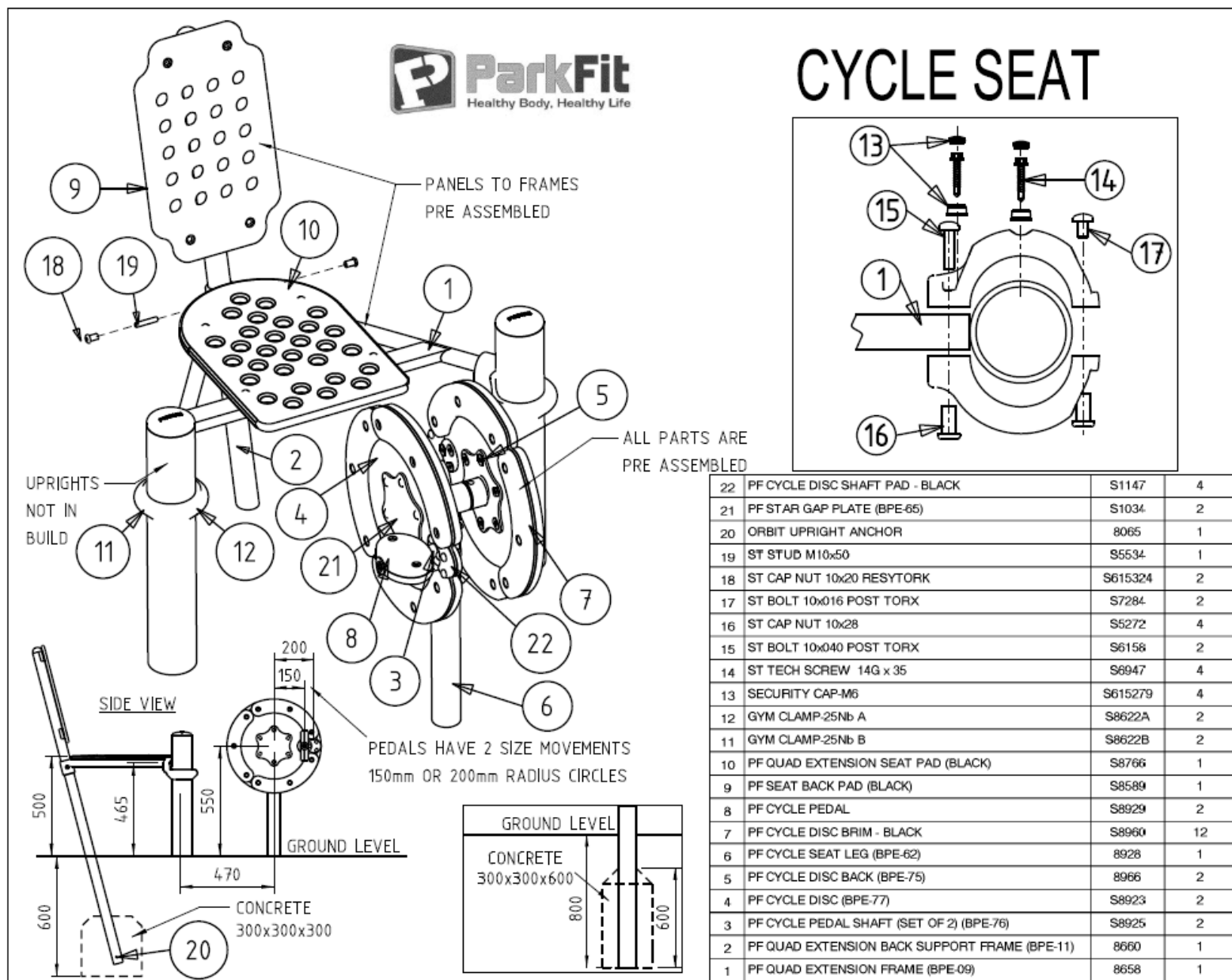
BUTTERFLY PRESS



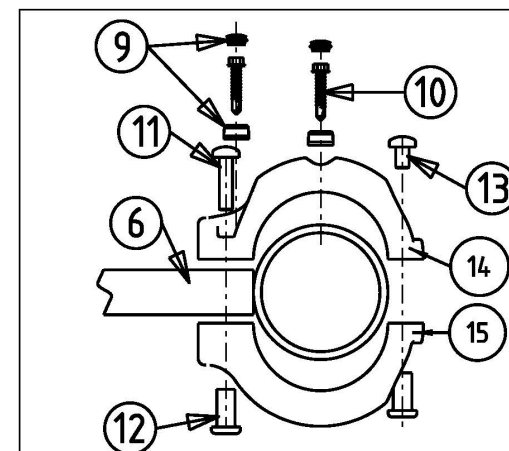
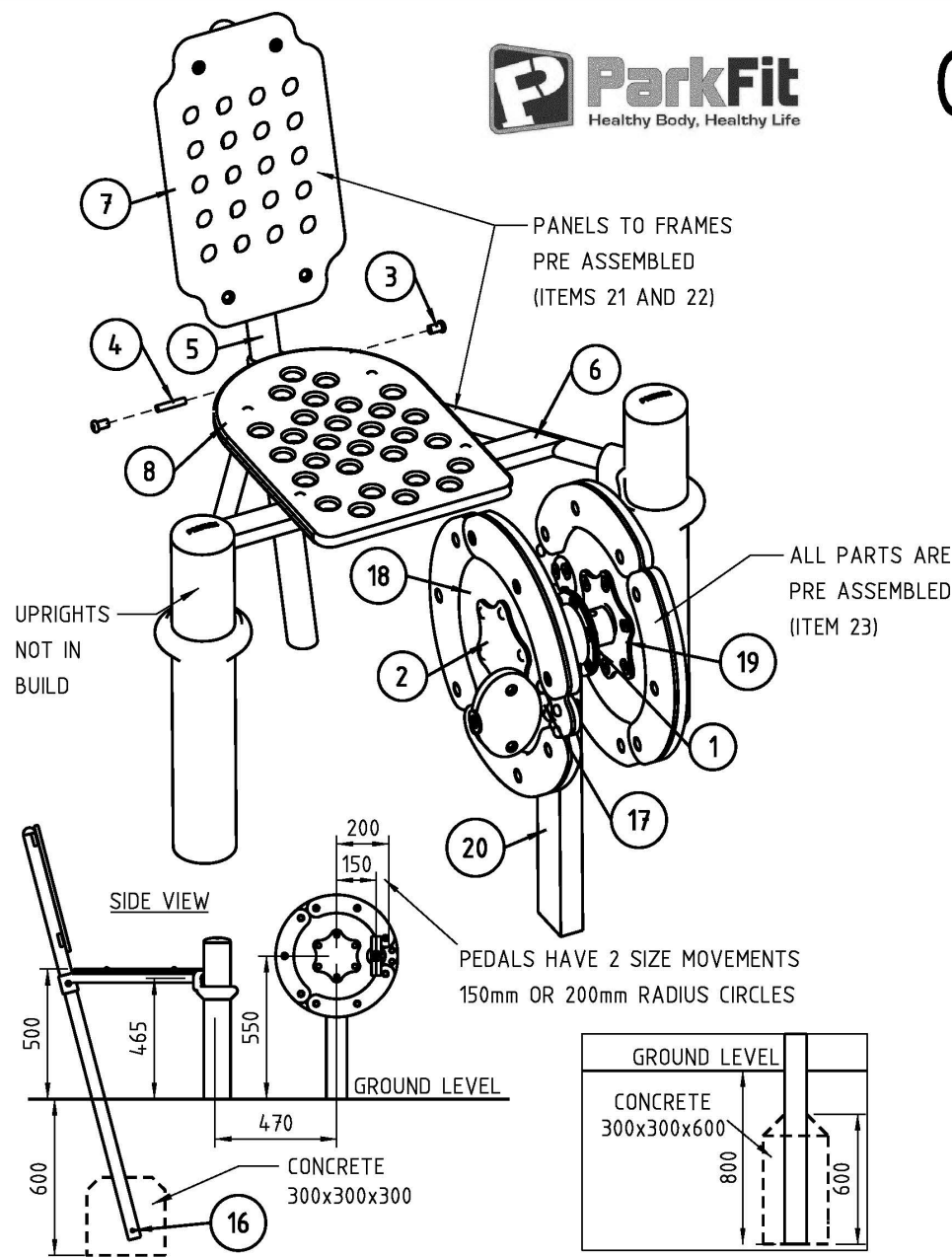
CHIN UP BAR



8	ST BOLT 10x016 POST TORX	S7284	2
7	ST CAP NUT 10x28	S5272	4
6	ST TECH SCREW 14Gx35	S6947	4
5	SECURITY CAP M6	S615279	4
4	ST BOLT 10x040 POST TORX	S6158	2
3	GYM CLAMP-32Nb A	S8623A	2
2	GYM CLAMP-32Nb B	S8623B	2
1	FF RAIL 1200 32NB (BFE-19)	8678	1

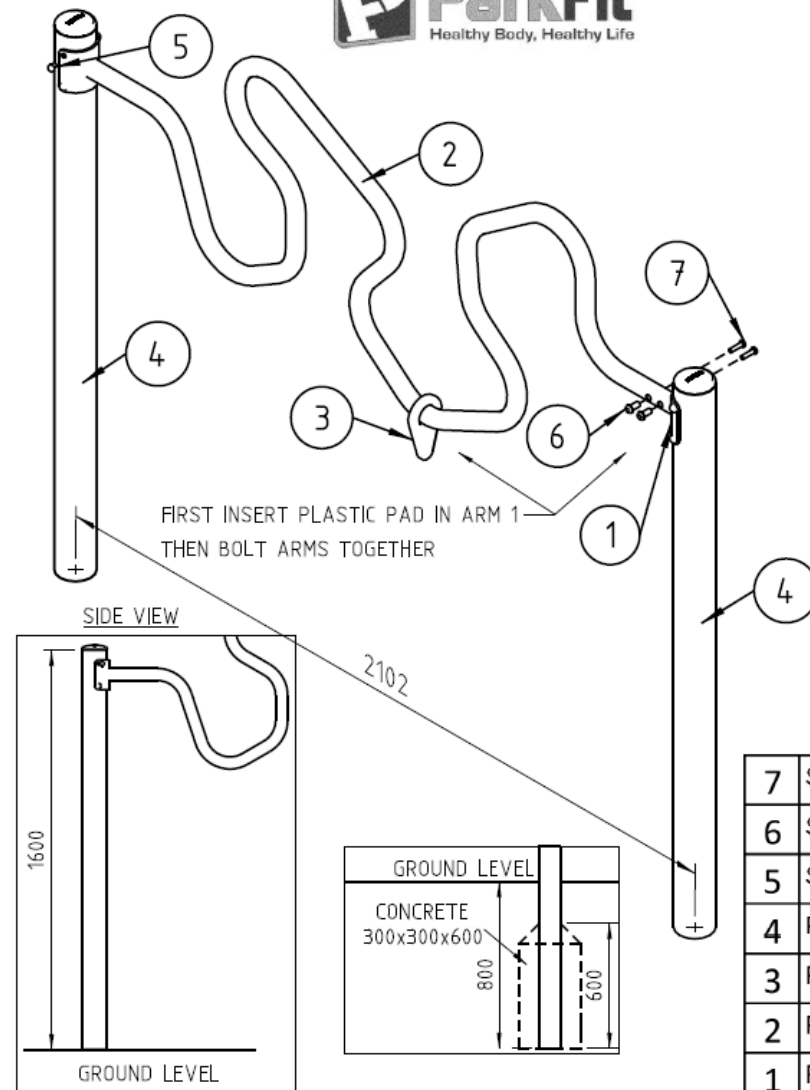


CYCLE SEAT 2020



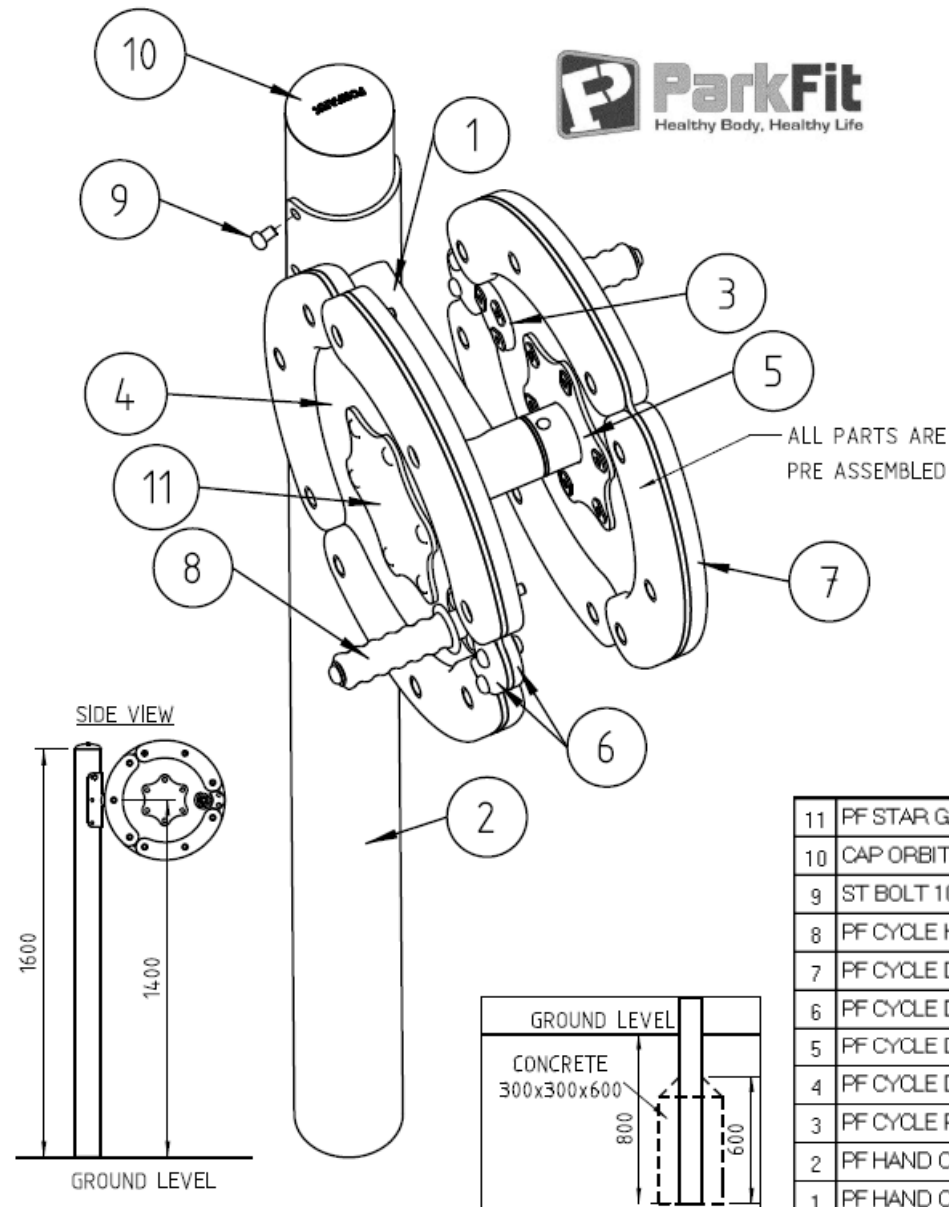
23	PF CYCLE WHEEL + BRAKE ASSEMBLY	BPU-2033	1
22	PF QUAD/SHOULDER SEAT BACK PAD ASSEMBLY PACK	BPU-461	1
21	PF CYCLE SEAT PAD ASSEMBLY PACK	BPU-465	1
20	PF CYCLE SEAT LEG (BPE-222)	2038	1
19	PF CYCLE DISC BACK (BPE-75)	8966	2
18	PF CYCLE DISC (BPE-77)	S8923	2
17	PF CYCLE PEDAL SHAFT (SET OF 2) (BPE-76)	S8925	2
16	ORBIT UPRIGHT ANCHOR	8065	1
15	GYM CLAMP-25Nb A	S8622A	2
14	GYM CLAMP-25Nb B	S8622B	2
13	ST BOLT 10x16 POST TORX	S7284	2
12	ST CAP NUT 10x28	S5272	4
11	ST BOLT 10x40 POST TORX	S6158	2
10	ST TECH SCREW 14G x 35	S6947	4
9	SECURITY CAP-M6	S615279	4
8	PF QUAD EXTENSION SEAT PAD (BLACK)	S8766	1
7	PF SEAT BACK PAD (BLACK)	S8589	1
6	PF QUAD EXTENSION FRAME (BPE-09)	8658	1
5	PF QUAD EXT BACK SUPPORT (BPE-11)	8660	1
4	ST STUD 10x50 (for steering wheel)	5534	1
3	ST CAP NUT 10x20, 12.4DIA, RESYTORK	S615324	2
2	PF STAR GAP PLATE (BPE-116)	S1034	2
1	PF CYCLE BEARING FLANGE (BPE-223)	2024	2

DEXTERITY BAR



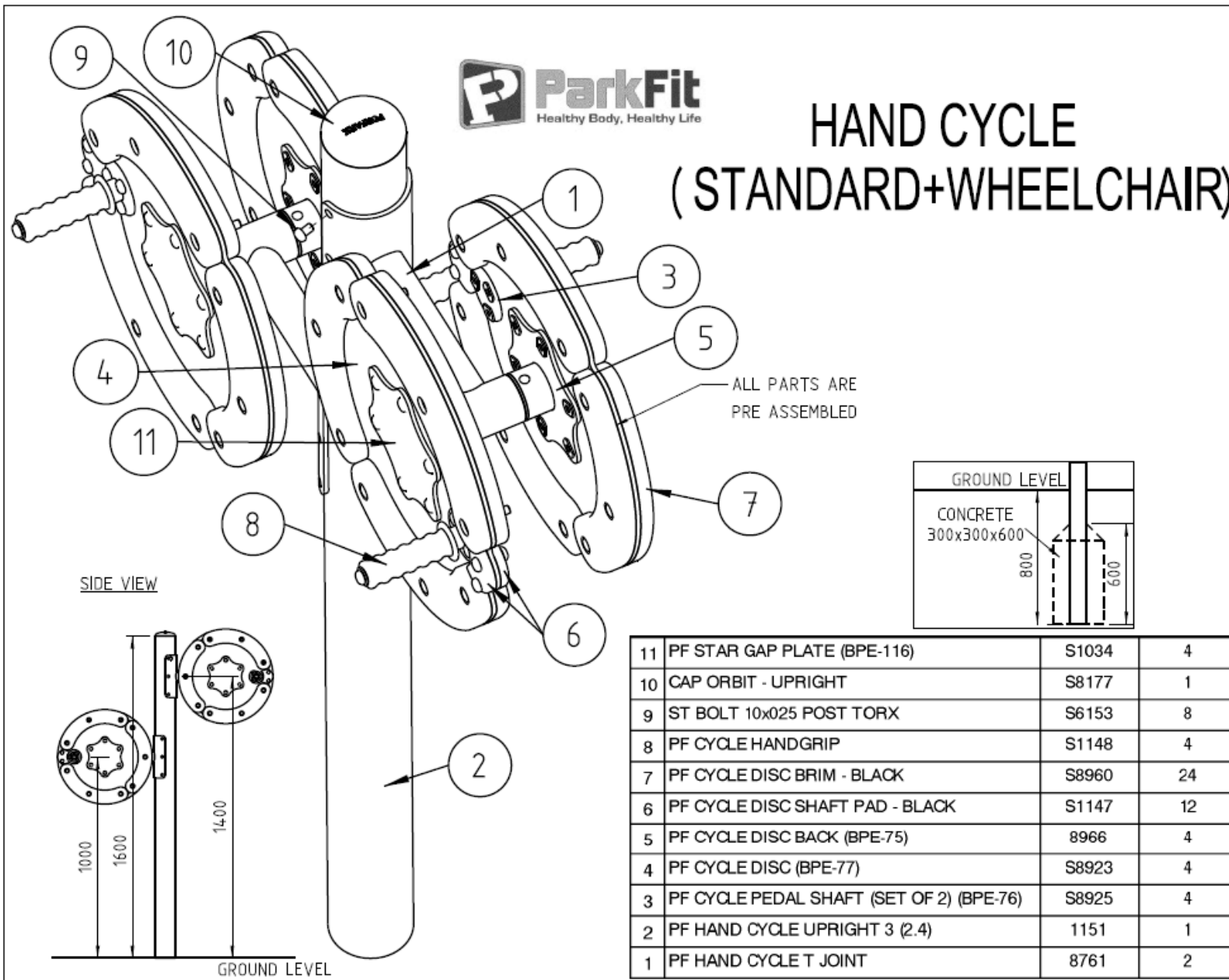
7	ST BOLT 10x040 POST TORX	S6158	2
6	ST CAP NUT 10x28	S5272	2
5	ST BOLT 10x025 POST TORX	S6153	8
4	PF DEXTERITY UPRIGHT 2400	1252	2
3	PF DEXTERITY PAD	S1249	1
2	PF DEXTERITY ARM 1 (BPE-172)	1250	1
1	PF DEXTERITY ARM 2 (BPE-173)	1251	1

HAND CYCLE (STANDARD)

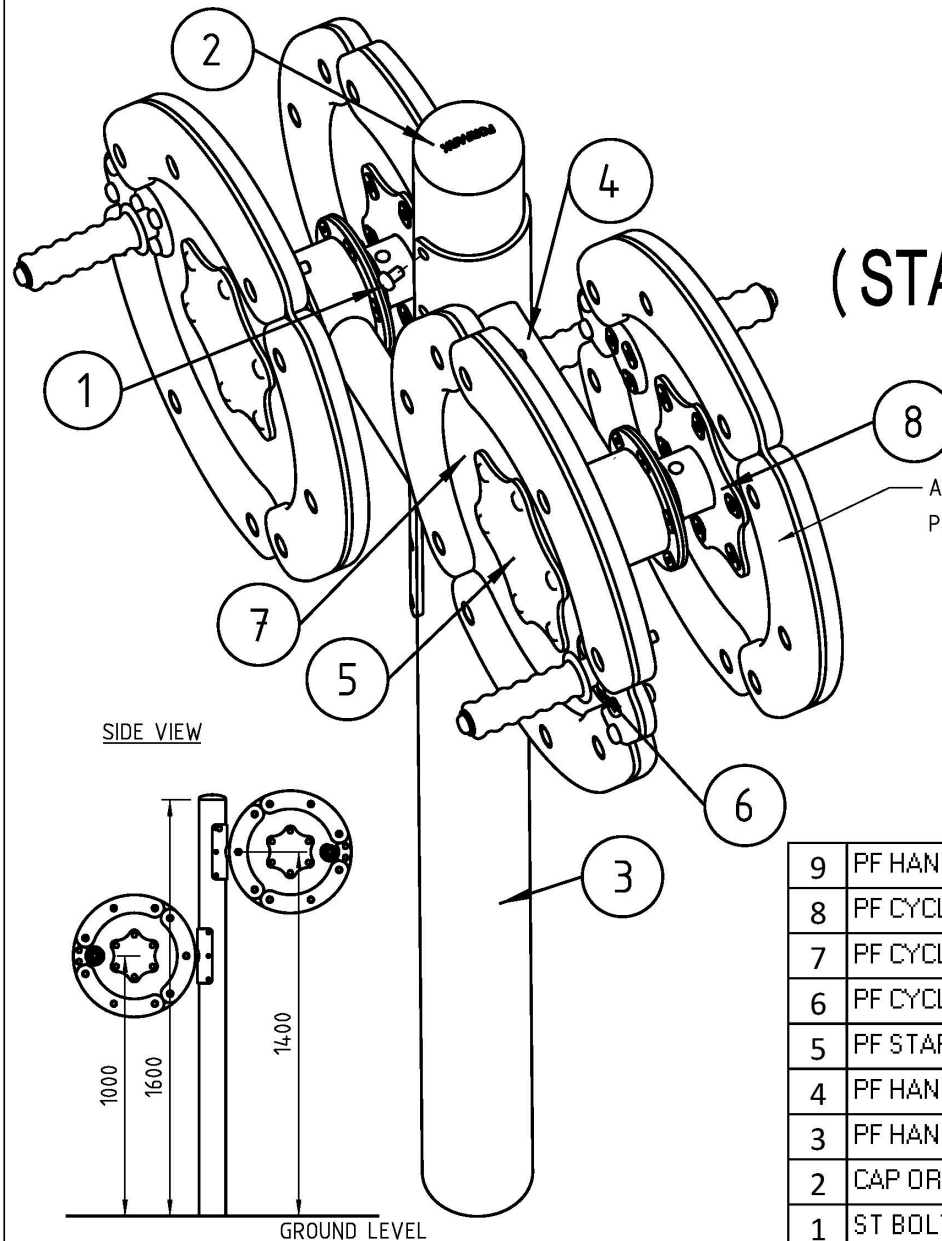


11	PF STAR GAP PLATE (BPE-116)	S1034	2
10	CAP ORBIT - UPRIGHT	S8177	1
9	ST BOLT 10x025 POST TORX	S6153	6
8	PF CYCLE HANDGRIP	S1148	2
7	PF CYCLE DISC BRIM - BLACK	S8960	12
6	PF CYCLE DISC SHAFT PAD - BLACK	S1147	4
5	PF CYCLE DISC BACK (BPE-75)	8966	2
4	PF CYCLE DISC (BPE-77)	S8923	2
3	PF CYCLE PEDAL SHAFT (SET OF 2) (BPE-76)	S8925	2
2	PF HAND CYCLE UPRIGHT 1 (2.4)	1149	1
1	PF HAND CYCLE T JOINT	8761	1

HAND CYCLE (STANDARD+WHEELCHAIR)



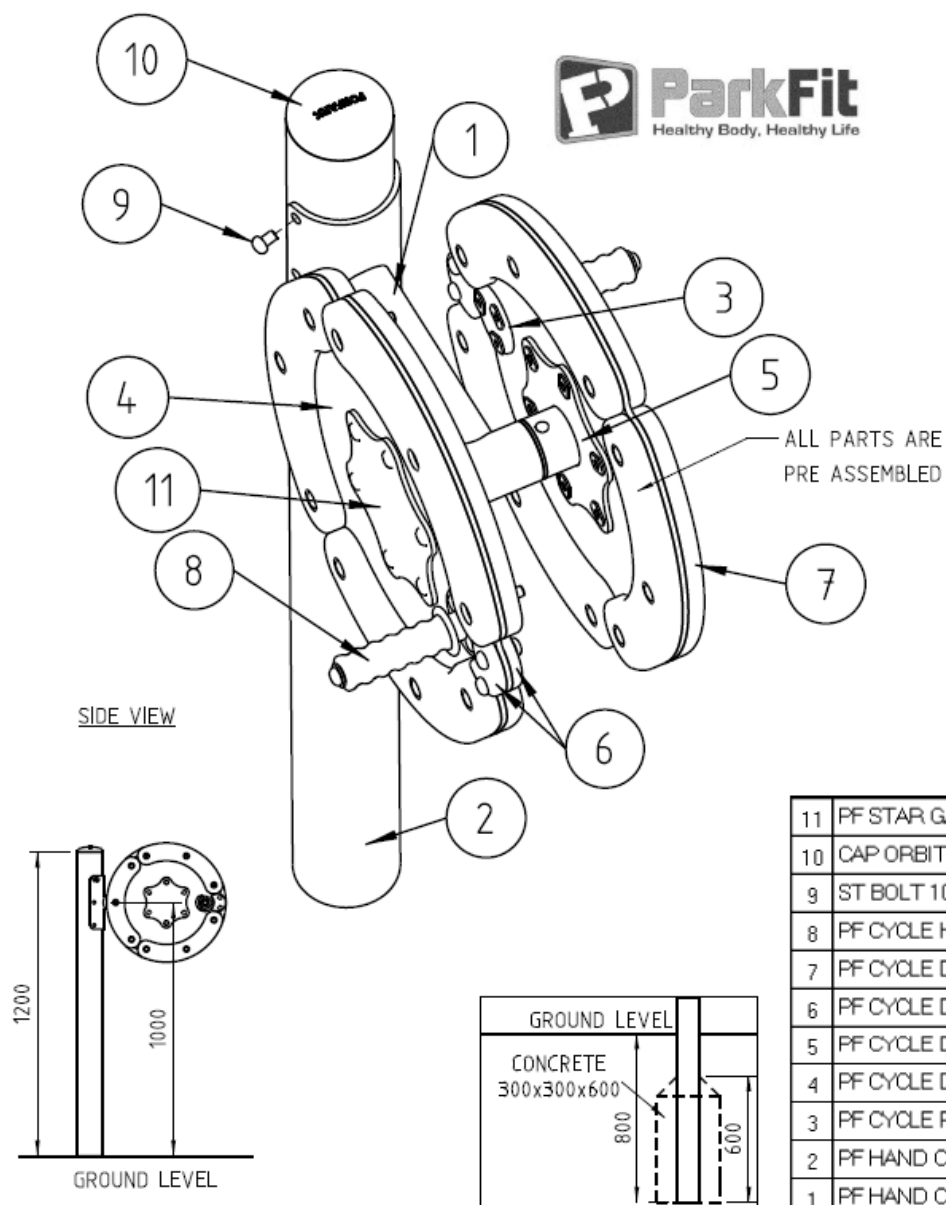
HAND CYCLE (STANDARD+WHEELCHAIR) 2020



ALL PARTS ARE
PRE ASSEMBLED (ITEM 9)

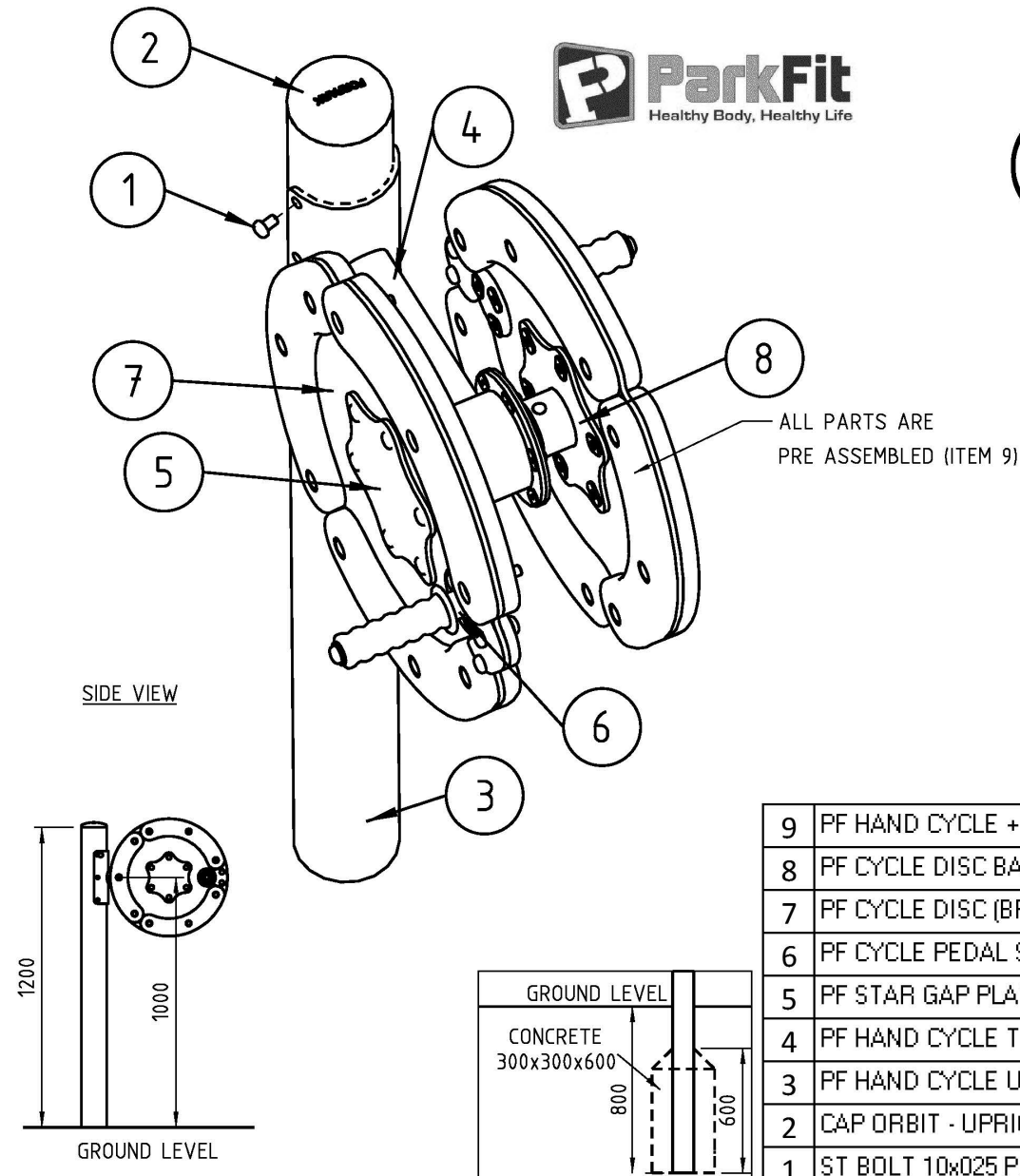
9	PF HAND CYCLE + BRAKE ASSEMBLY	BPU-2039	2
8	PF CYCLE DISC BACK (BPE-75)	8966	4
7	PF CYCLE DISC (BPE-77)	S8923	4
6	PF CYCLE PEDAL SHAFT (SET OF 2) (BPE-76)	S8925	4
5	PF STAR GAP PLATE (BPE-116)	S1034	4
4	PF HAND CYCLE T JOINT (BPE-228)	2034	2
3	PF HAND CYCLE UPRIGHT 3 (2.4)	1151	1
2	CAP ORBIT - UPRIGHT	S8177	2
1	ST BOLT 10x025 POST TORX	S6153	12

HAND CYCLE (WHEELCHAIR)



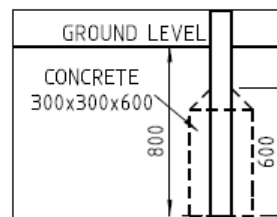
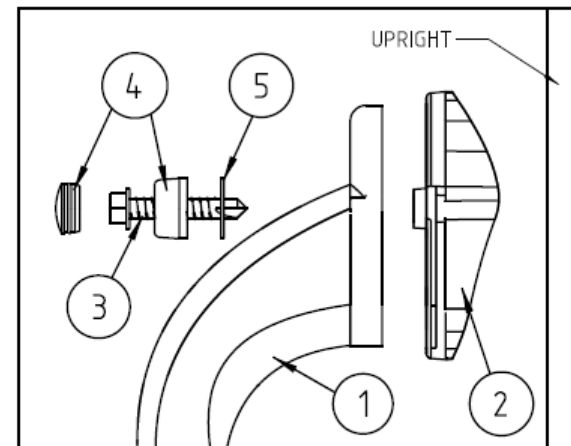
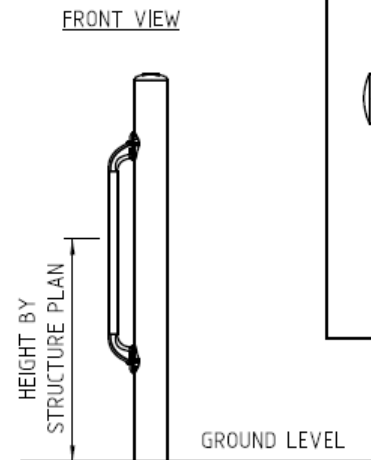
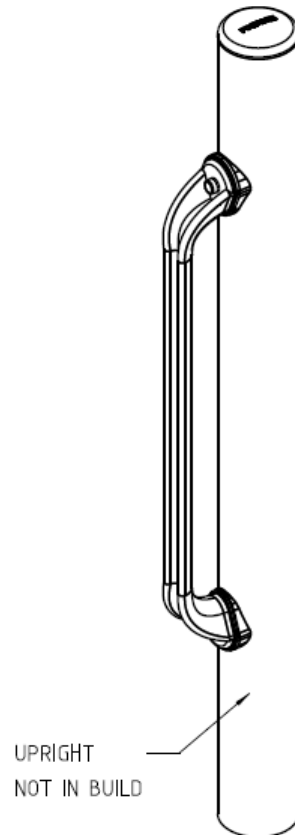
11	PF STAR GAP PLATE (BPE-116)	S1034	2
10	CAP ORBIT - UPRIGHT	S8177	1
9	ST BOLT 10x025 POST TORX	S6153	6
8	PF CYCLE HANDGRIP	S1148	2
7	PF CYCLE DISC BRIM - BLACK	S8960	12
6	PF CYCLE DISC SHAFT PAD - BLACK	S1147	4
5	PF CYCLE DISC BACK (BPE-75)	8966	2
4	PF CYCLE DISC (BPE-77)	S8923	2
3	PF CYCLE PEDAL SHAFT (SET OF 2) (BPE-76)	S8925	2
2	PF HAND CYCLE UPRIGHT 2 (2.0)	1150	1
1	PF HAND CYCLE T JOINT	8761	1

HAND CYCLE (WHEELCHAIR) 2020



9	PF HAND CYCLE + BRAKE ASSEMBLY	BPU-2039	1
8	PF CYCLE DISC BACK (BPE-75)	8966	2
7	PF CYCLE DISC (BPE-77)	S8923	2
6	PF CYCLE PEDAL SHAFT (SET OF 2) (BPE-76)	S8925	2
5	PF STAR GAP PLATE (BPE-116)	S1034	2
4	PF HAND CYCLE T JOINT (BPE-228)	2034	1
3	PF HAND CYCLE UPRIGHT 2 (2.0)	1150	1
2	CAP ORBIT - UPRIGHT	S8177	2
1	ST BOLT 10x25 POST TORX	S6153	6

HANDGRIP

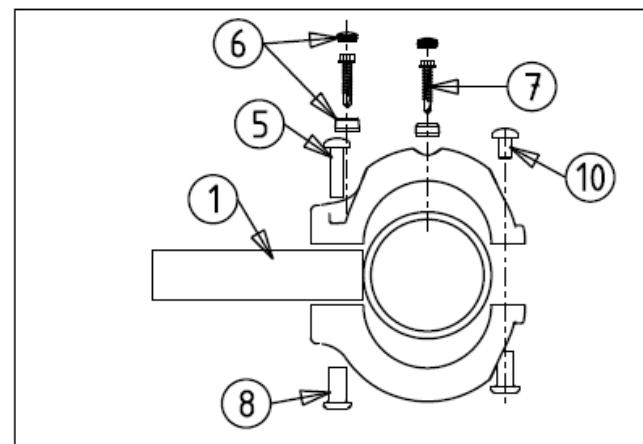
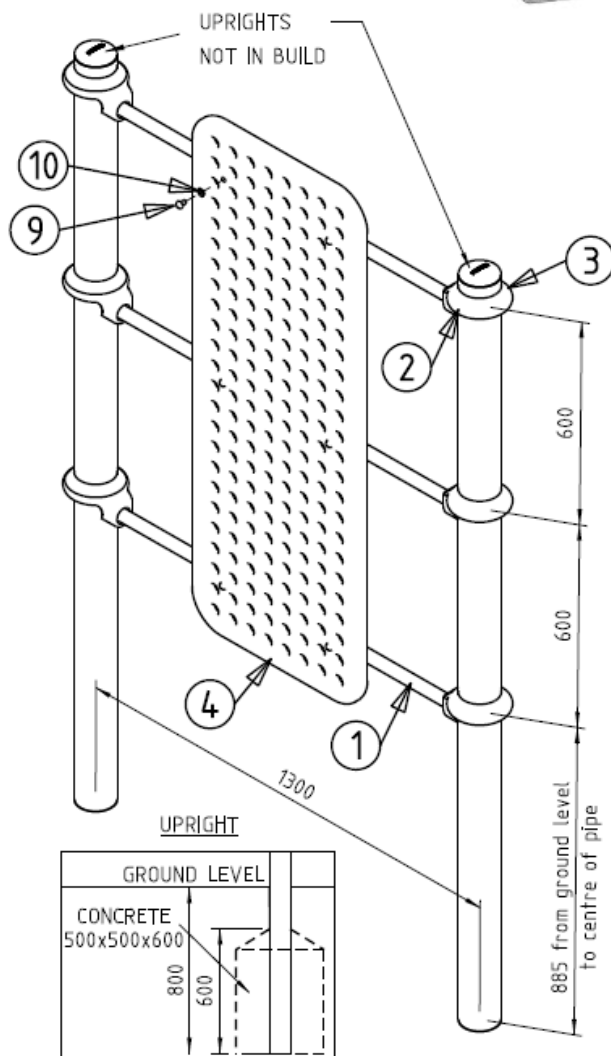


5	ST WASHER 1/4 x 3/4	S615564	2
4	SECURITY CAP-M6	S615279	2
3	ST TECH SCREW 14G x 35	S6947	2
2	HANDGRIP PLASTIC JOINER	S8317	2



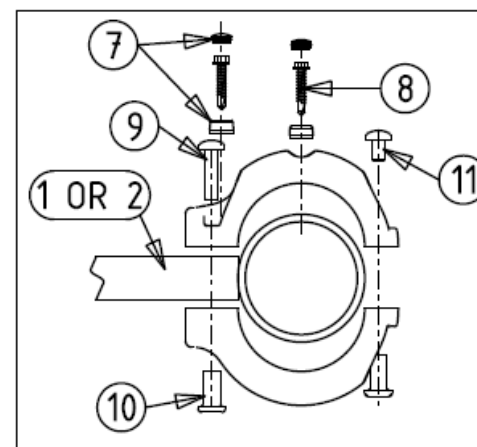
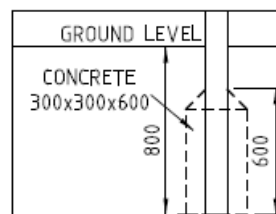
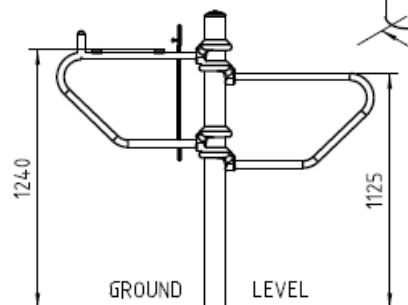
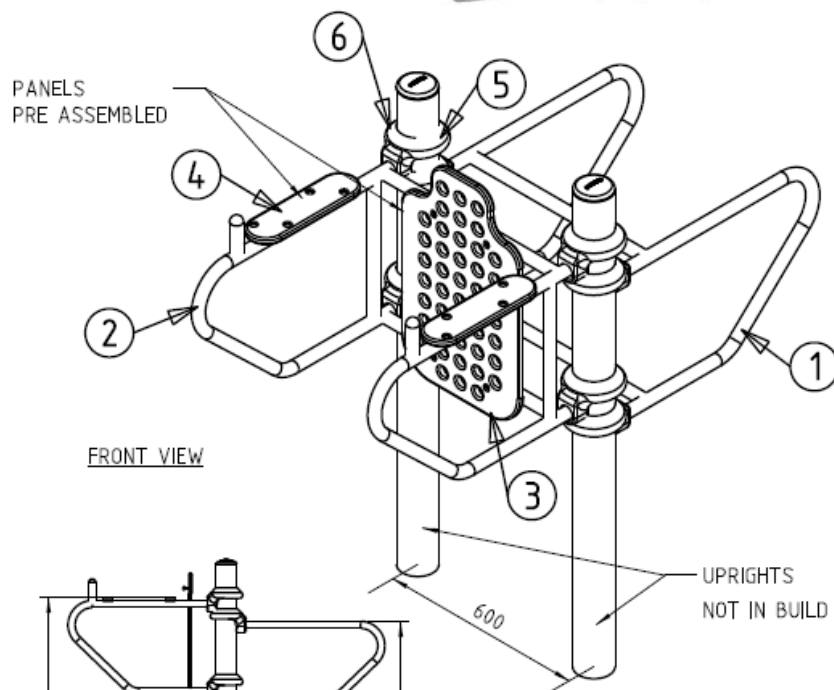
ParkFit
Healthy Body, Healthy Life

HANDSTAND WALL

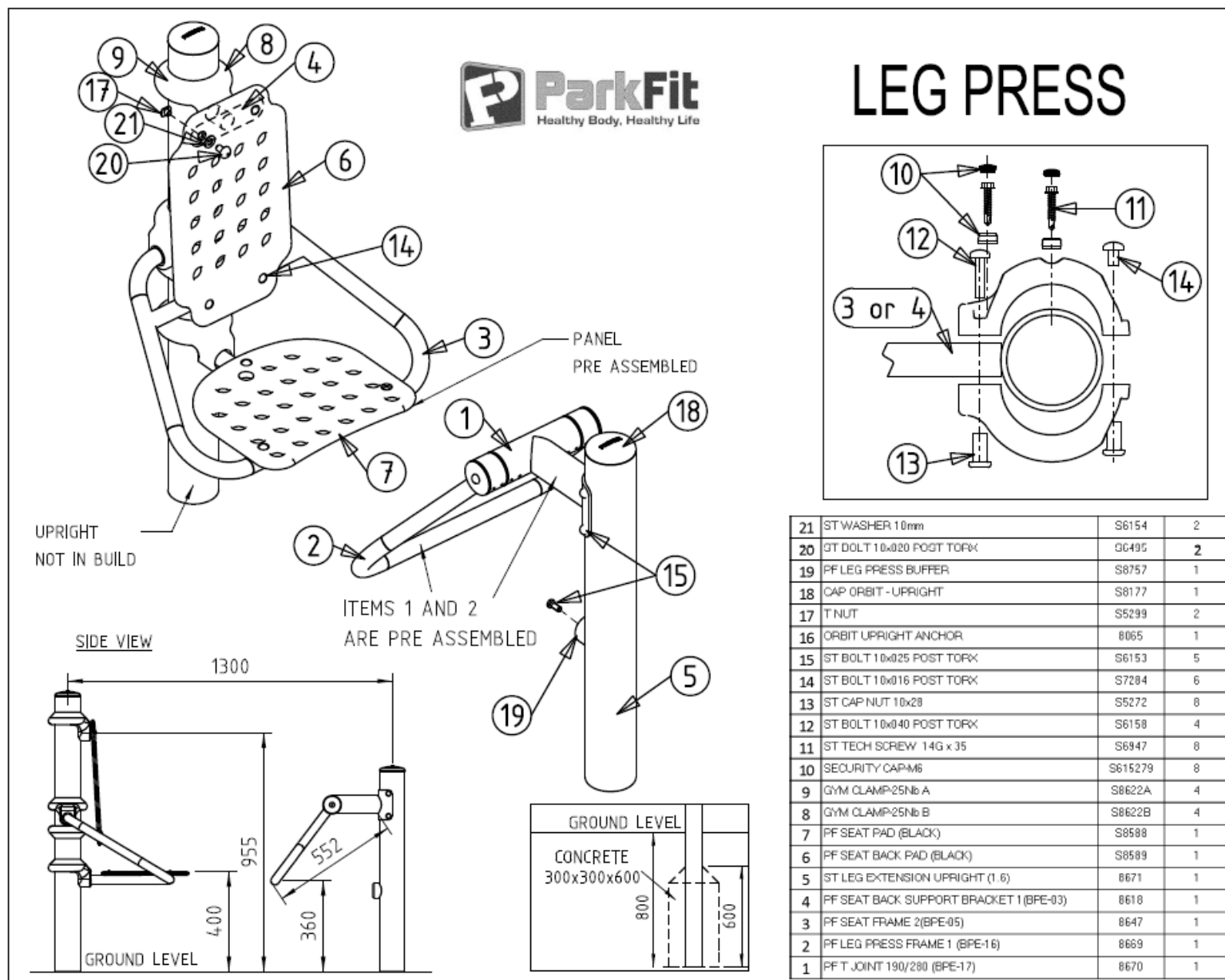


10	ST WASHER 10mm	S6154	6
9	ST BOLT 10x16 POST TORX	S7284	12
8	ST CAP NUT 10x28	S5272	12
7	ST TECH SCREW 14G x 35	S6947	12
6	SECURITY CAP-M6	S615279	12
5	ST BOLT 10x40 POST TORX	S6158	6
4	PF HANDSTAND WALL PAD	S8805	1
3	GYM CLAMP-25Nb A	S8622A	6
2	GYM CLAMP-25Nb B	S8622B	6
1	PF RAIL 1200 25Nb (T NUT 360mm) (BPE-39)	8807	3

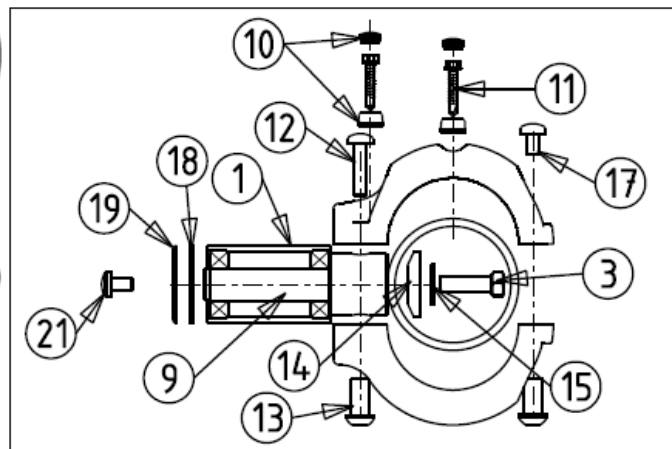
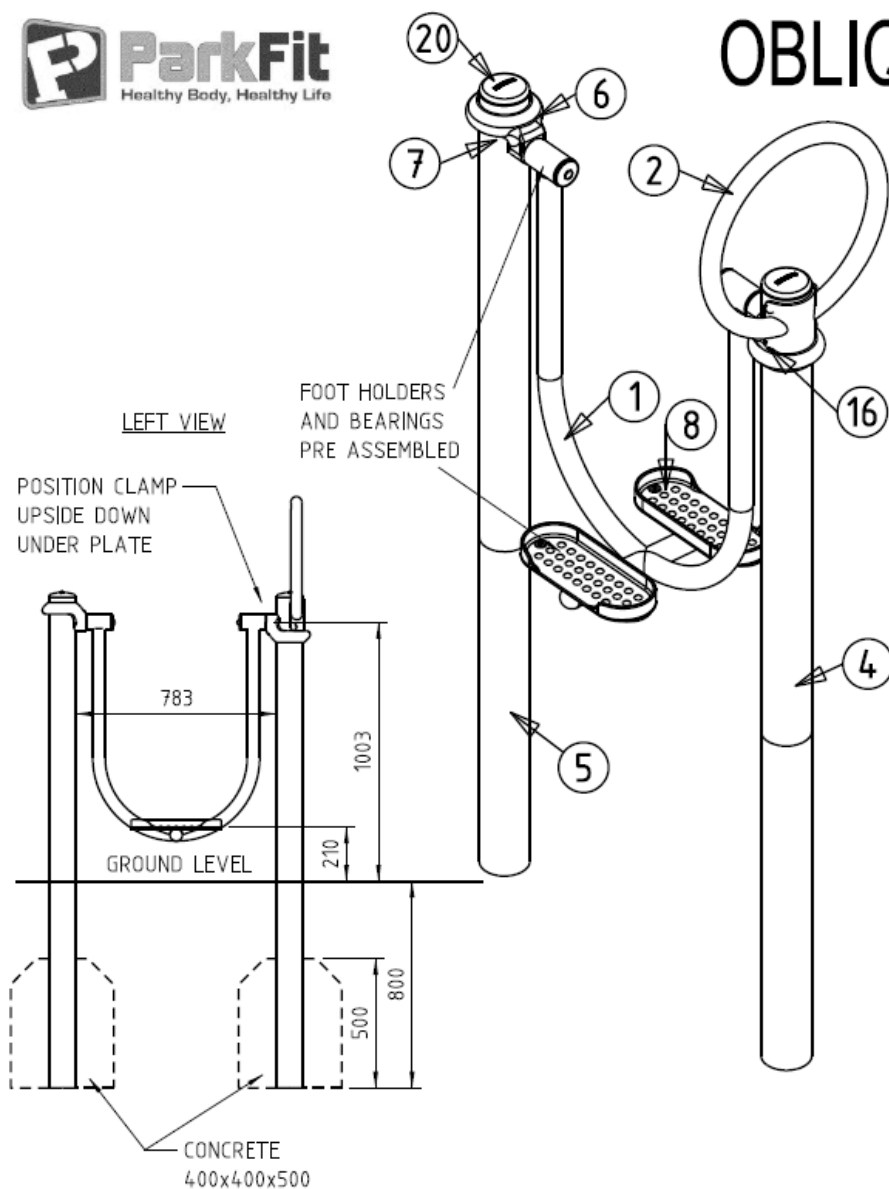
LEG LIFT / DIP BAR



11	ST BOLT 10x016 POST TORX	S7284	8
10	ST CAP NUT 10x28	S5272	16
9	ST BOLT 10x040 POST TORX	S6158	8
8	ST TECH SCREW 14Gx35	S6947	16
7	SECURITY CAP M6	S615279	16
6	GYM CLAMP-25N6 A	S8622A	8
5	GYM CLAMP-25N6 B	S8622B	8
4	PF LEG LIFT ARM PAD (BLACK)	S8626	2
3	PF LEG LIFT BACK PAD (BLACK)	S8629	1
2	PF LEG LIFT FRAME (T NUT) (BPE-18)	8672	1
1	PF DIP BAR FRAME (BPE-31)	8686	1

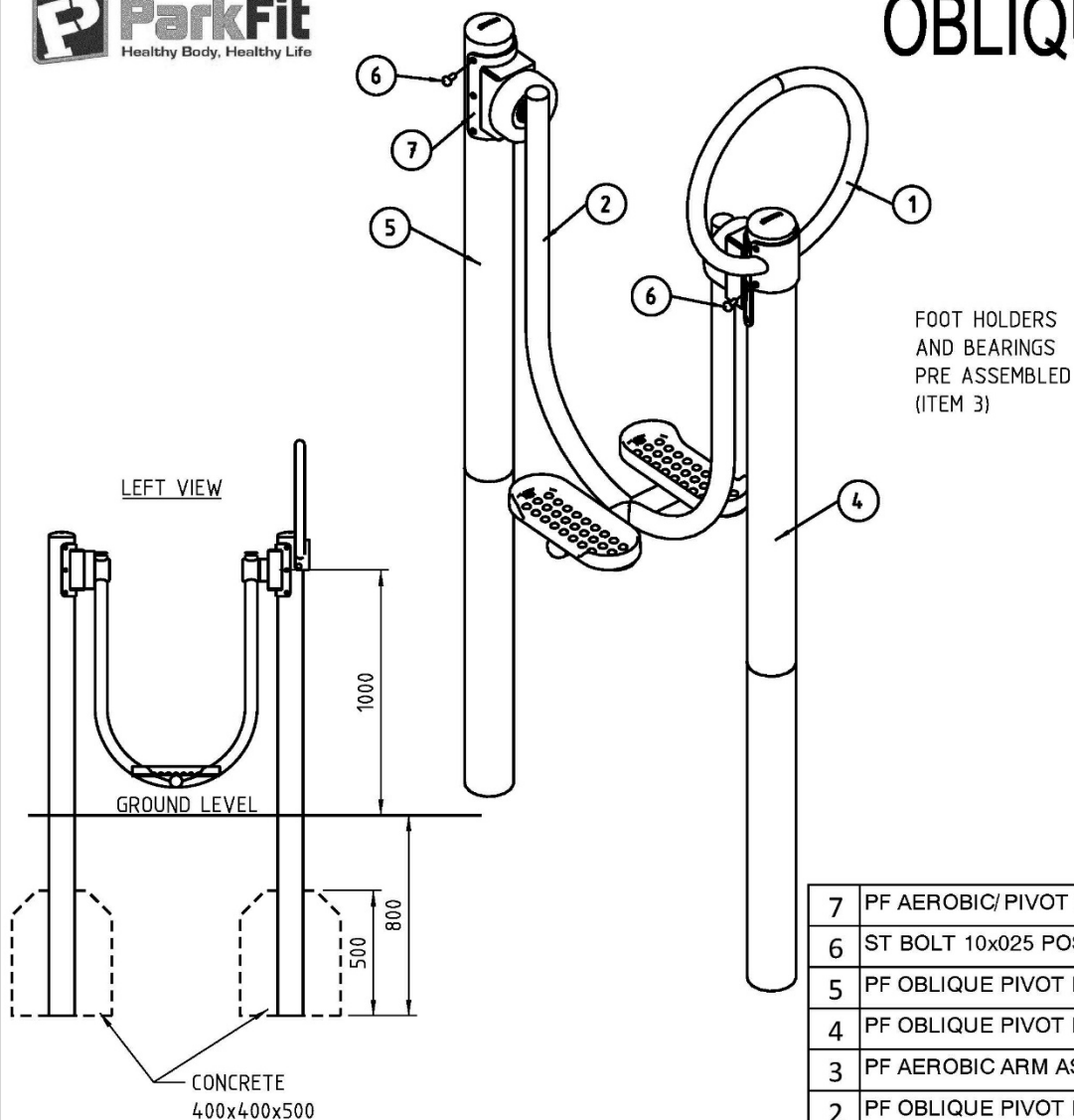


OBLIQUE PIVOT



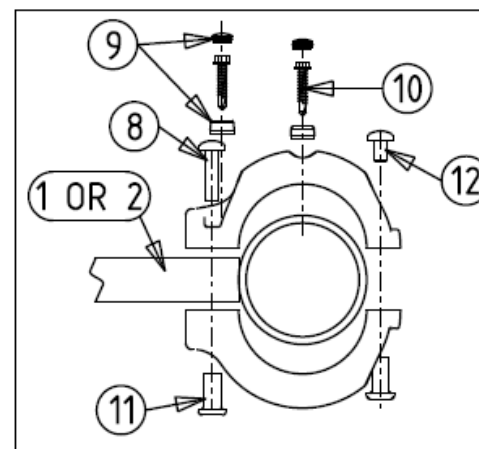
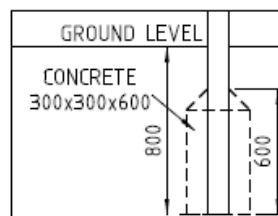
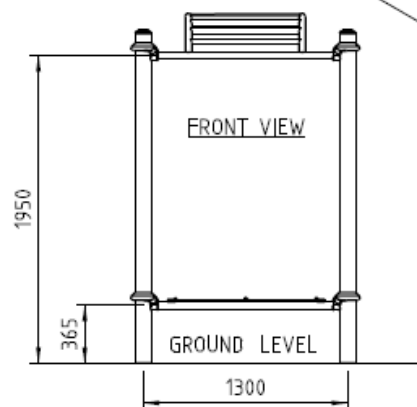
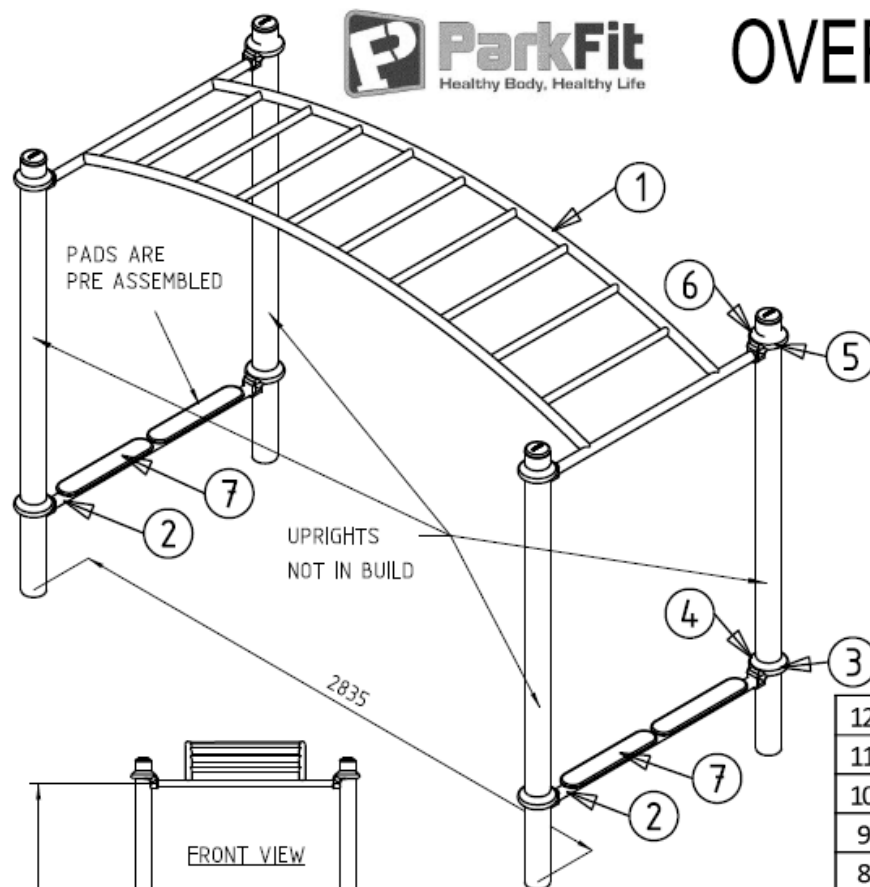
21	ST BOLT 10x020 POST TORX	S6495	2
20	CAP ORBIT - UPRIGHT	S8177	4
19	ST DISC 60x10.5x3 (machined)(BPE-185)	S1333	2
18	WASHER TIVAR 22x60 round hole	S8586	2
17	ST BOLT 10x016 POST TORX	S7284	2
16	ST BOLT 10x025 POST TORX	S6153	4
15	ST WASHER 1/2"	S6755	4
14	PF SHAFT 2 PLATE	S1141	2
13	ST CAP NUT 10x28	S5272	4
12	ST BOLT 10x040 POST TORX	S6158	2
11	ST TECH SCREW 14G x 35	S6947	4
10	SECURITY CAP-M6	S615279	4
9	PF BEARING SHAFT 2	S1140	2
8	GYM FOOT HOLDER (BLACK)	S7743	2
7	GYM CLAMP-40Nb A	S8624A	2
6	GYM CLAMP-40Nb B	S8624B	2
5	PF AEROBIC WALKER UPRIGHT(1.9)	1143	1
4	PF OBLIQUE PIVOT HOOP UPRIGHT (1.9)	8667	1
3	ST BOLT 12x40 H/ H	S8180	4
2	PF OBLIQUE PIVOT HOOP (BPE-15)	8666	1
1	PF OBLIQUE PIVOT ARM (BPE-14)	8665	1

OBLIQUE PIVOT 2020



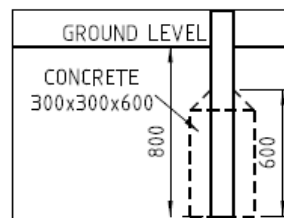
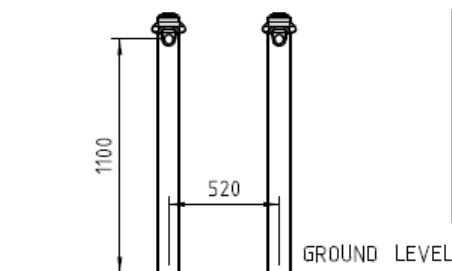
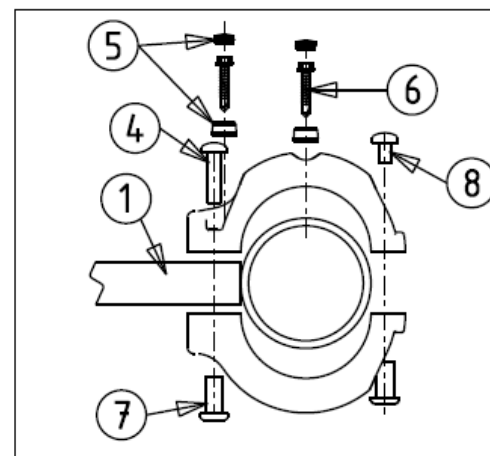
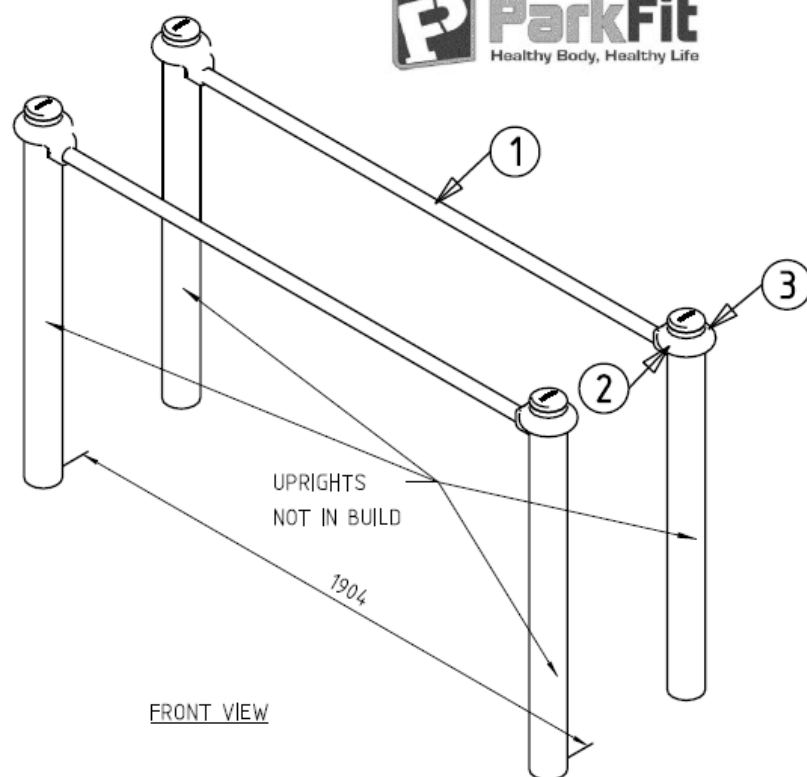
7	PF AEROBIC/ PIVOT BOX (BPE-216)	1973	2
6	ST BOLT 10x025 POST TORX	S6153	16
5	PF OBLIQUE PIVOT BACK UPRIGHT (1.935)	1982	1
4	PF OBLIQUE PIVOT FRONT UPRIGHT (1.935)	1981	1
3	PF AEROBIC ARM ASSEMBLY	BPU-1974	2
2	PF OBLIQUE PIVOT FRAME (BPE-219)	1979	1
1	PF OBLIQUE PIVOT HOOP (BPE-15)	8666	1

OVERHEAD CHALLENGE



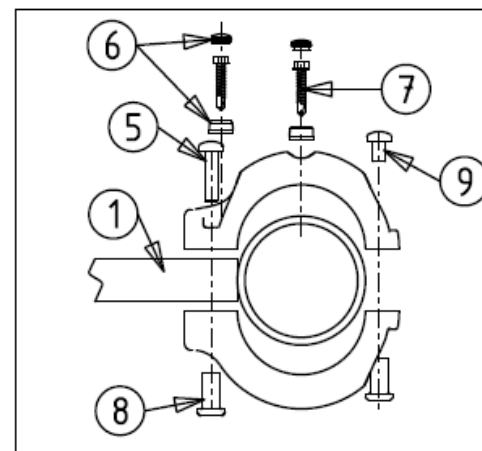
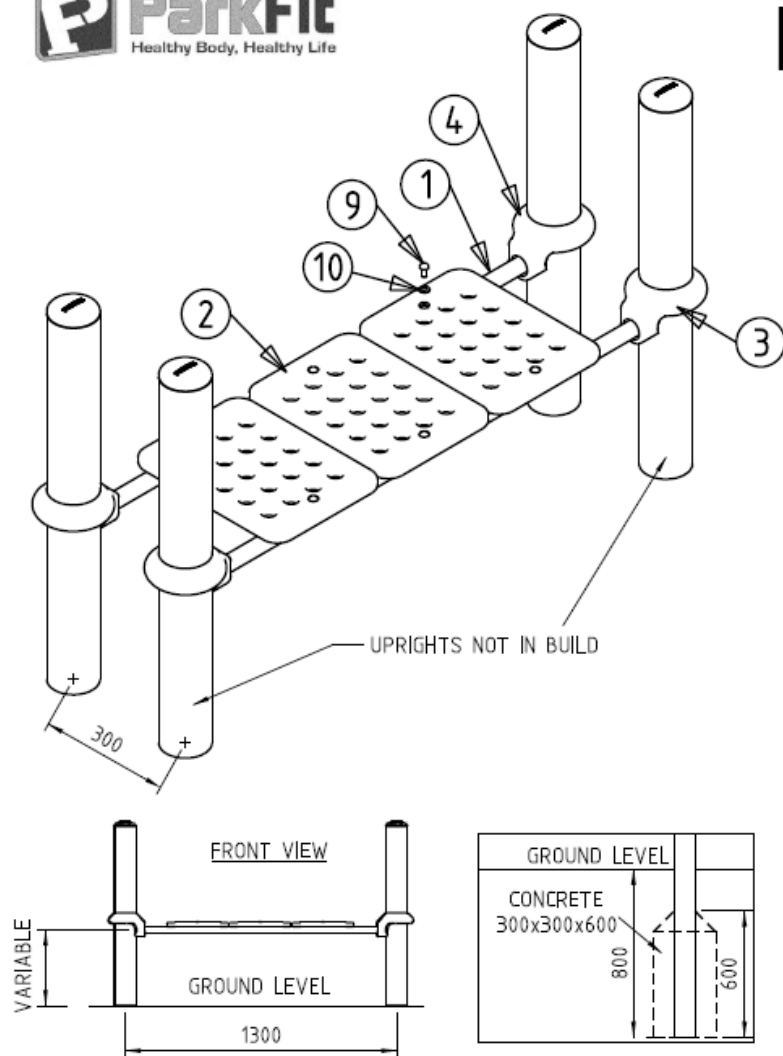
12	ST BOLT 10x016 POST TORX	S7284	8
11	ST CAP NUT 10x28	S5272	16
10	ST TECH SCREW 14G x 35	S6947	16
9	SECURITY CAP-M6	S615279	16
8	ST BOLT 10x040 POST TORX	S6158	8
7	FF ARM/STEP PAD (BLACK)	S8627	2
6	GYM CLAMP-32Nb A	S8623A	4
5	GYM CLAMP-32Nb B	S8623B	4
4	GYM CLAMP-40Nb A	S8424A	4
3	GYM CLAMP-40Nb B	S8624B	4
2	FF RAIL 1200 40NB (T NUT 450mm) (BPE-20)	8679	2
1	FF CHALLENGE FRAME (BPE-24)	8683	1

PARALLEL BARS



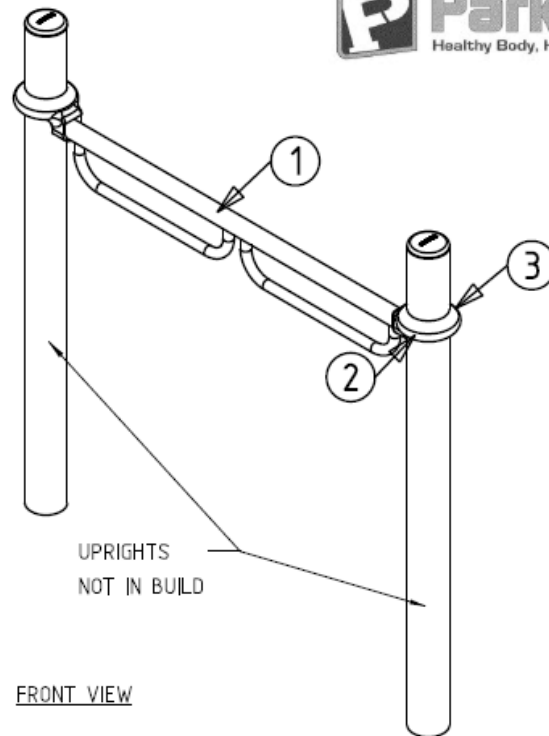
8	ST BOLT 10x016 POST TORX	S7284	4
7	ST CAP NUT 10x28	S5272	8
6	ST TECH SCREW 14G x 35	S6947	8
5	SECURITY CAP-M6	S615279	8
4	ST BOLT 10x040 POST TORX	S6158	4
3	GYM CLAMP-40Nb A	S8424A	4
2	GYM CLAMP-40Nb B	S8624B	4
1	PF RAIL 1800 40NB (BPE-21)	8680	2

PLYO BOX JUMPS

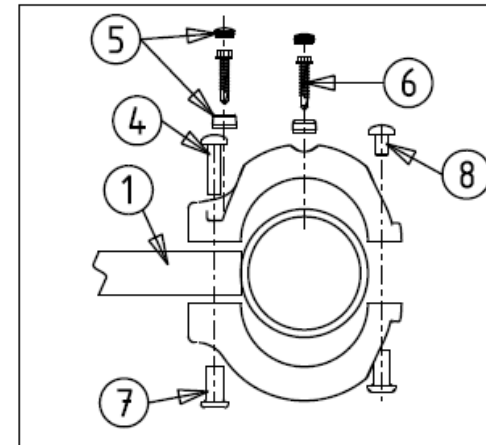
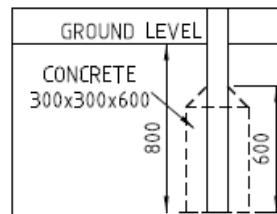
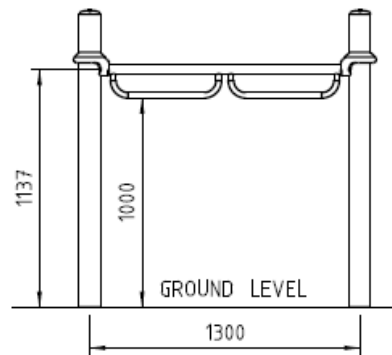


10	ST WASHER 10mm	S6154	6
9	ST BOLT 10x016 POST TORX	S7284	10
8	ST CAP NUT 10x28	S5272	8
7	ST TECH SCREW 14Gx35	S6947	8
6	SECURITY CAP-M6	S615279	8
5	ST BOLT 10x040 POST TORX	S6158	4
4	GYM CLAMP-32Nb A	S8623A	4
3	GYM CLAMP-32Nb B	S8623B	4
2	PF PAD (BLACK)	S8964	3
1	PF RAIL 1200 32Nb (T NUTS ON 300mm)	8808	2

PULL UPS

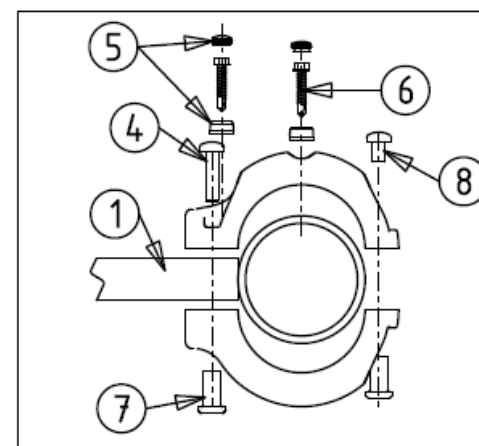
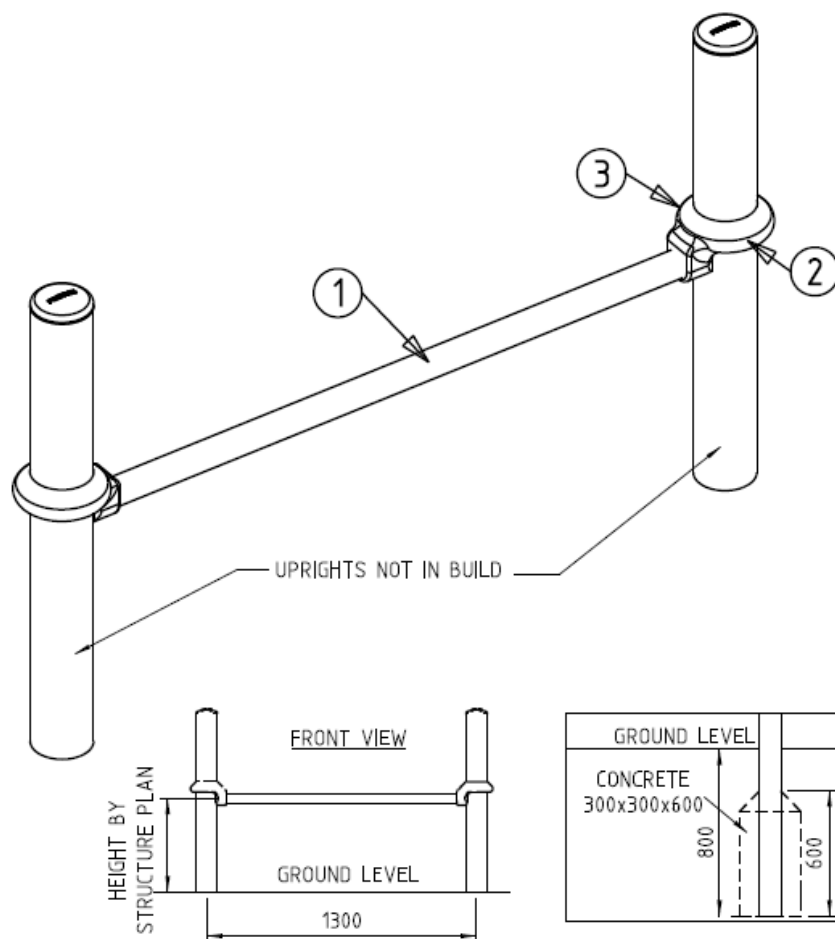


FRONT VIEW



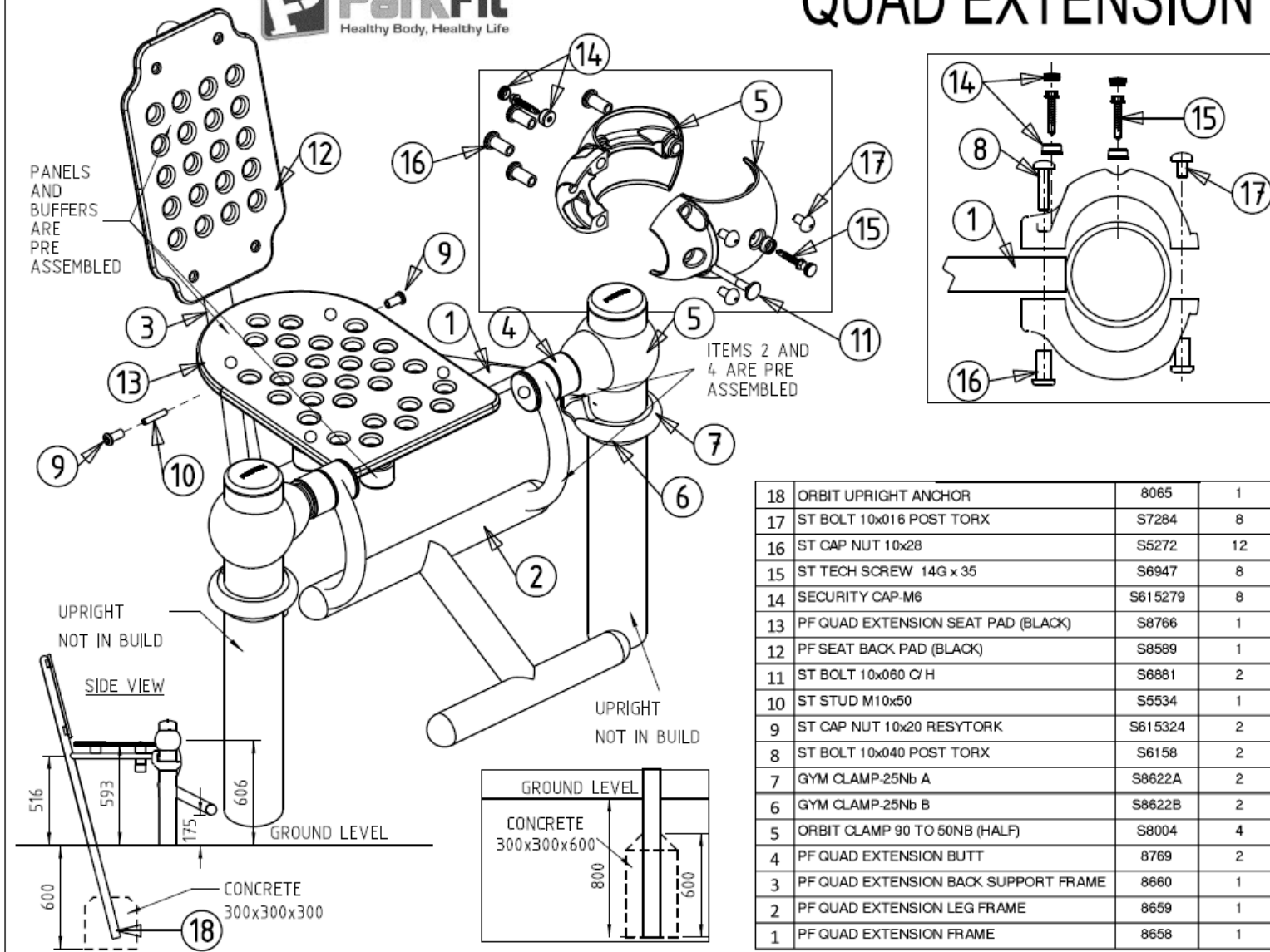
8	ST BOLT 10x016 POST TORX	S7284	2
7	ST CAP NUT 10x28	S5272	4
6	ST TECH SCREW 14G x 35	S6947	4
5	SECURITY CAP-M6	S615279	4
4	ST BOLT 10x040 POST TORX	S6158	2
3	GYM CLAMP-40Nb A	S8424A	2
2	GYM CLAMP-40Nb B	S8624B	2
1	PF PULL UPS BAR (BPE-25)	8689	1

PUSH UP BAR

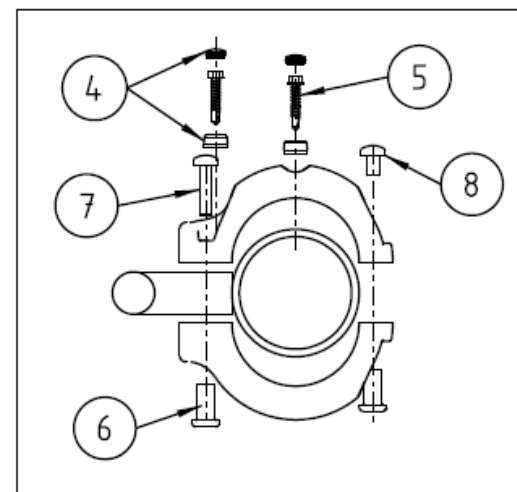
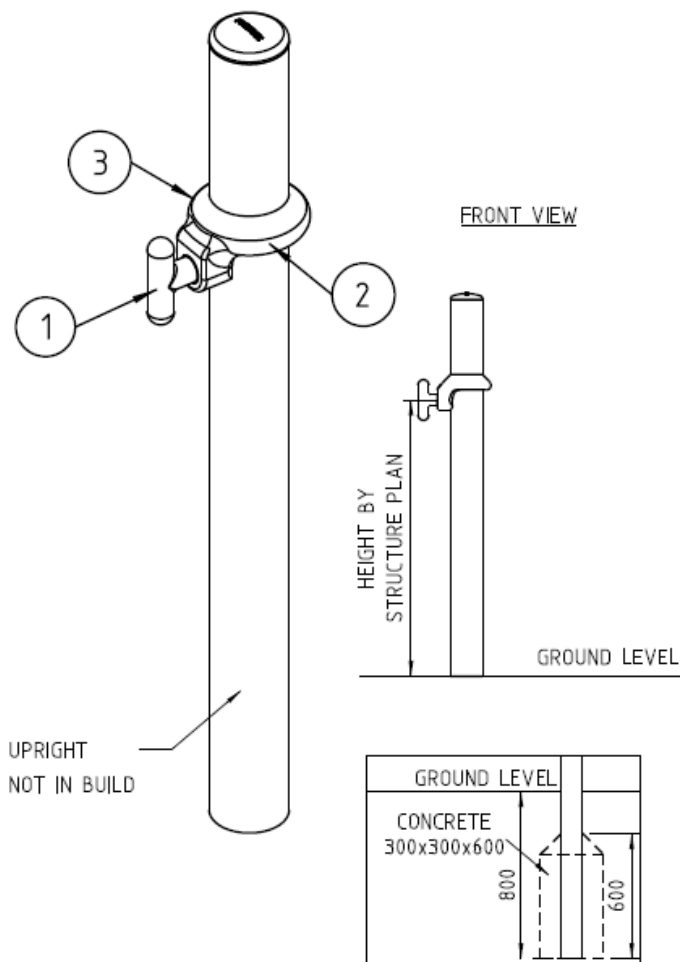


8	ST BOLT 10x016 POST TORX	S7284	2
7	ST CAP NUT 10x28	S5272	4
6	ST TECH SCREW 14Gx35	S6947	4
5	SECURITY CAP M6	S615279	4
4	ST BOLT 10x040 POST TORX	S6158	2
3	GYM CLAMP 40Nb A	S8624A	2
2	GYM CLAMP 40Nb B	S8624B	2
1	PP PAIL 1200 40NB (BPE-19)	8974	1

QUAD EXTENSION



RESISTANCE HOOK

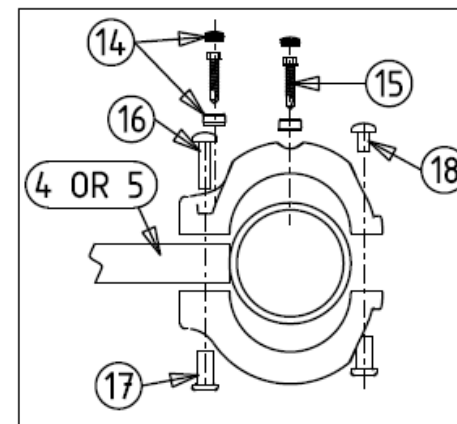
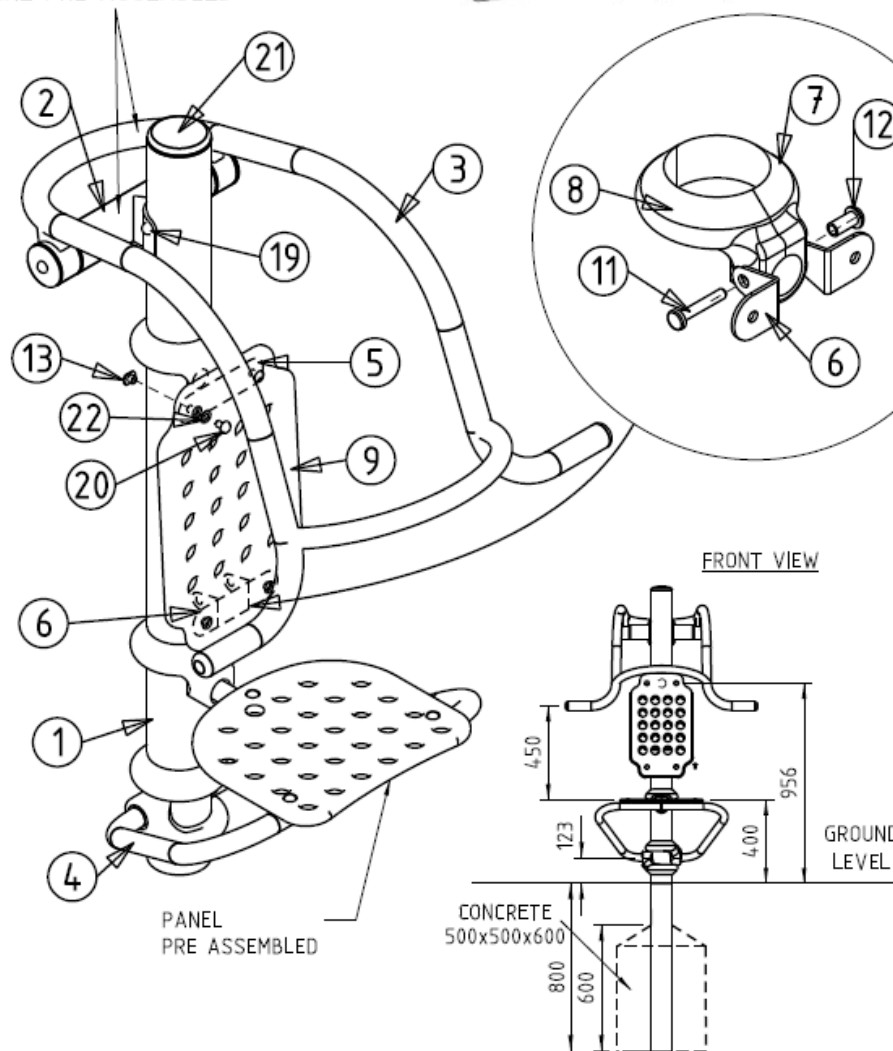


8	ST BOLT 10x016 POST TORX	S7284	1
7	ST BOLT 10x040 POST TORX	S6153	1
6	ST CAP NUT 10x28	S5272	2
5	ST TECH SCREW 14G x 35	S6947	2
4	SECURITY CAP-M6	S615279	2
3	GYM CLAMP-32Nb B	S8623B	1
2	GYM CLAMP-32Nb A	S8623A	1
1	PF RESISTANCE HOOK	1154	1

ITEMS 2 AND 3
ARE PRE ASSEMBLED

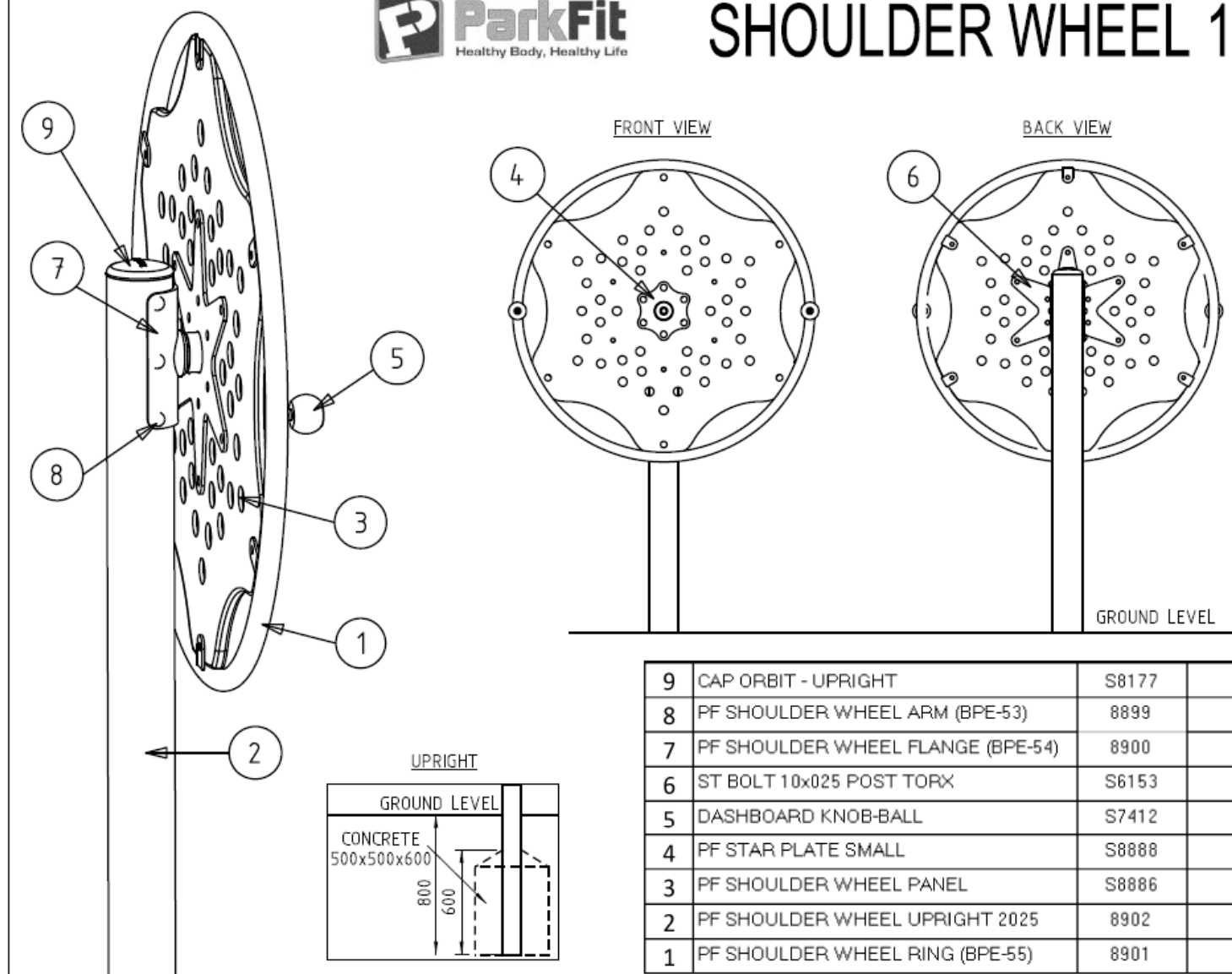


SHOULDER PRESS

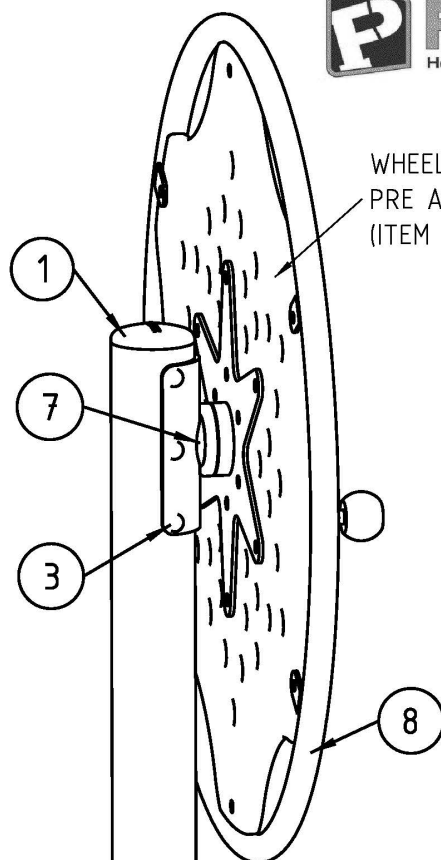


22	ST WASHER 10mm	S6154	2
21	CAP ORBIT - UPRIGHT	S8177	1
20	ST BOLT 10x020 POST TORX	S6495	4
19	ST BOLT 10x025 POST TORX	S6153	4
18	ST BOLT 10x016 POST TORX	S7284	5
17	ST CAP NUT 10x28	S5272	9
16	ST BOLT 10x040 POST TORX	S6156	4
15	ST TECH SCREW 14G x 35	S6947	10
14	SECURITY CAP-M6	S615279	10
13	T NUT	S5299	4
12	ST CAP NUT 10x20 RESYTORK	S615324	1
11	ST BOLT 10x060 POST TORX	S615277	1
10	PF SEAT PAD (BLACK)	S6588	1
9	PF SEAT BACK PAD (BLACK)	S6589	1
8	GYM CLAMP-25Nb A	S6622A	5
7	GYM CLAMP-25Nb B	S6622B	5
6	PF SEAT BACK SUPPORT BRACKET 2 (BPE-23)	8688	2
5	PF SEAT BACK SUPPORT BRACKET 1 (BPE-03)	8618	1
4	PF GYM SEAT FRAME 1 (BPE-04)	8621	1
3	PF SHOULDER ARM (BPE-07)	8646	1
2	PFT JOINT 300/140 (BPE-06)	8649	1

SHOULDER WHEEL 1.1

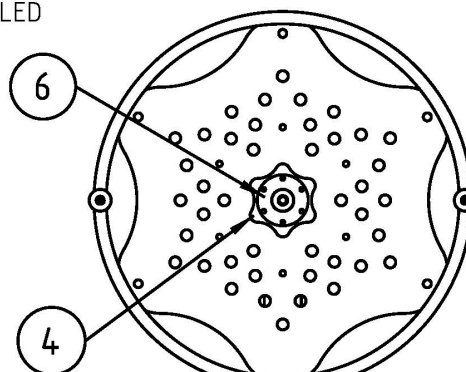


SHOULDER WHEEL 1.1 2020

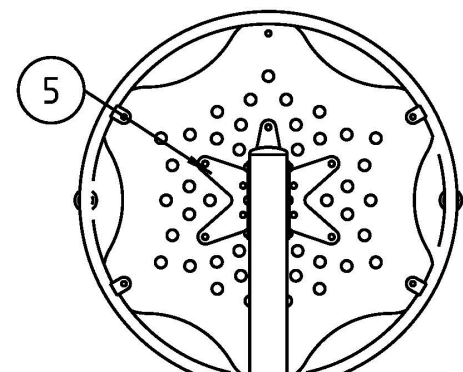


WHEEL TO ARM IS
PRE ASSEMBLED
(ITEM 9)

FRONT VIEW

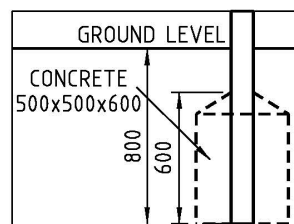


BACK VIEW



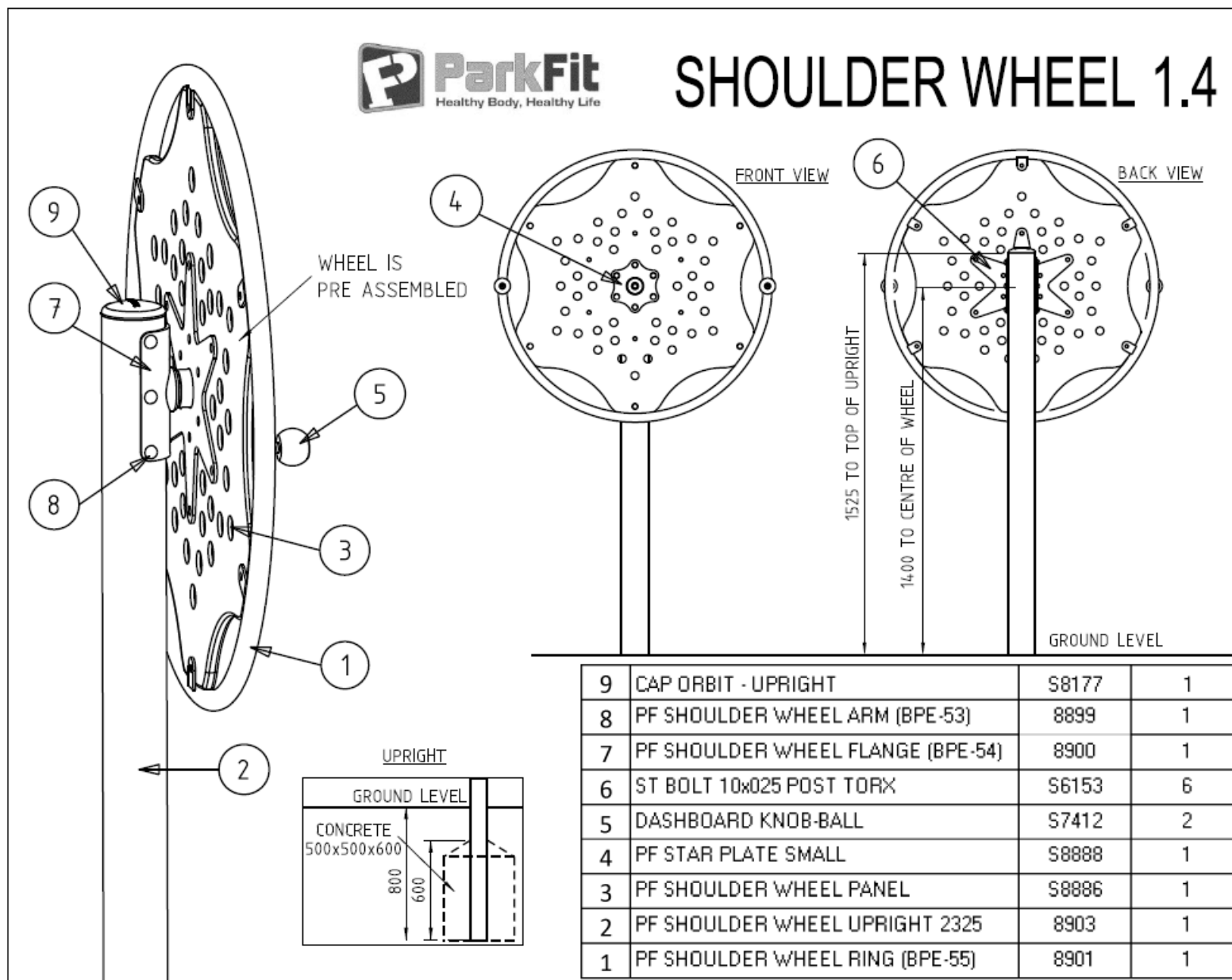
GROUND LEVEL

UPRIGHT

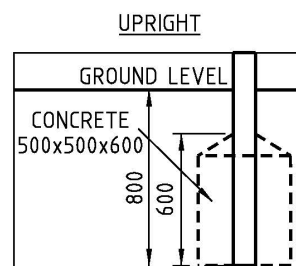
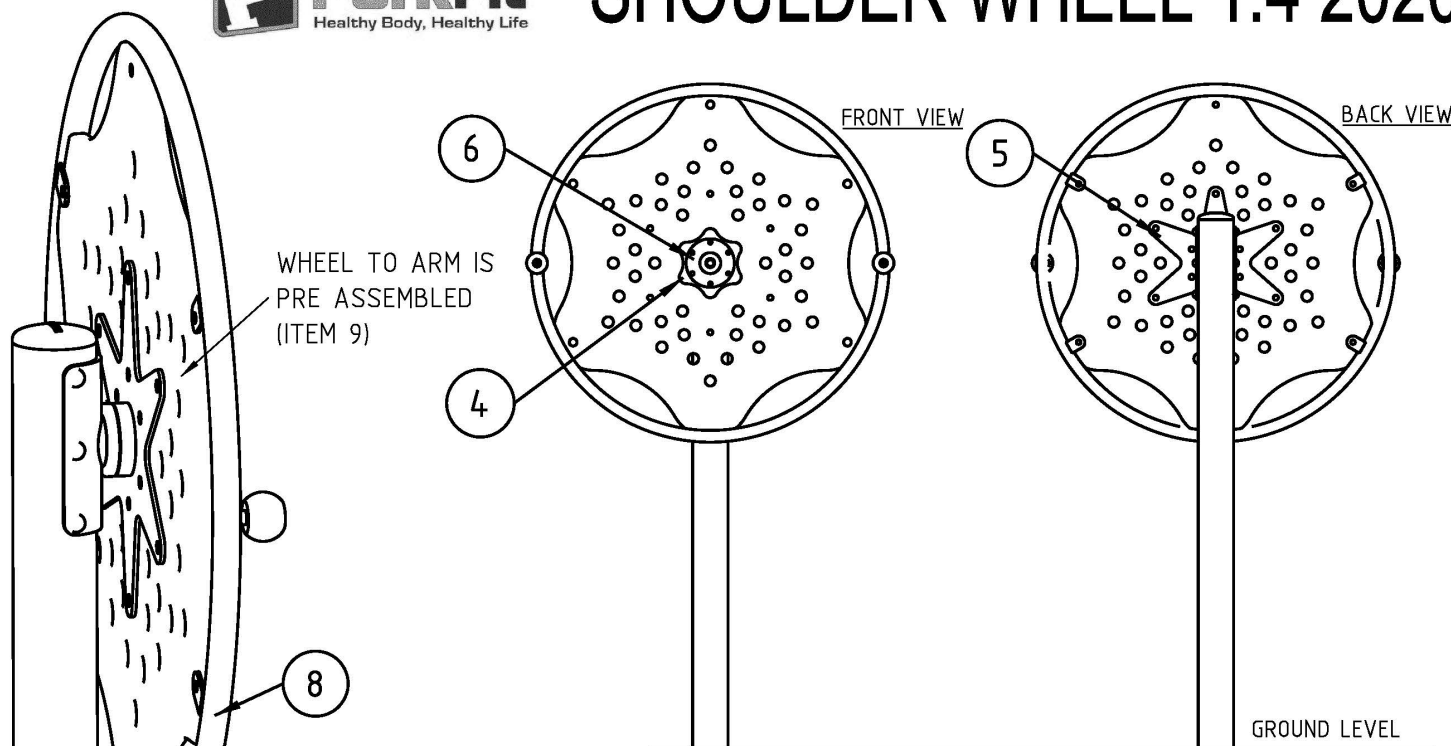


9	PF SHOULDER WHEEL + BRAKE ASSEMBLY	BPU-2007	1
8	PF SHOULDER WHEEL RING (BPE-55)	8901	1
7	PF SHOULDER WHEEL ARM (BPE-225)	2019	1
6	PF SHOULDER WHEEL BEARING FLANGE 1 (BPE-226)	2017	1
5	PF SHOULDER WHEEL BEARING FLANGE 2 (BPE-227)	2018	1
4	PF SHOULDER WHEEL TUBE ASSEMBLY (BPE-224)	2016	1
3	ST BOLT 10x025 POST TORX	S6153	6
2	PF SHOULDER WHEEL UPRIGHT 2025	8902	1
1	CAP ORBIT - UPRIGHT	S8177	2

SHOULDER WHEEL 1.4

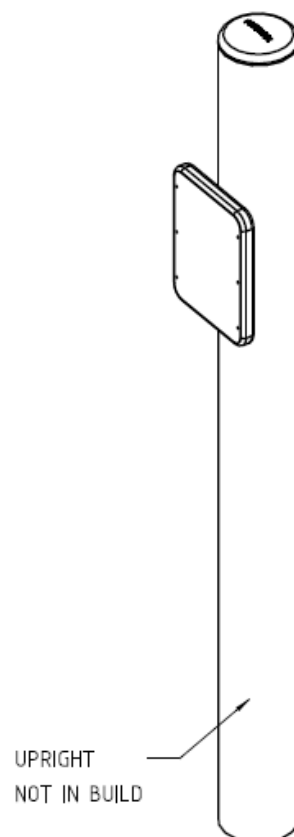


SHOULDER WHEEL 1.4 2020

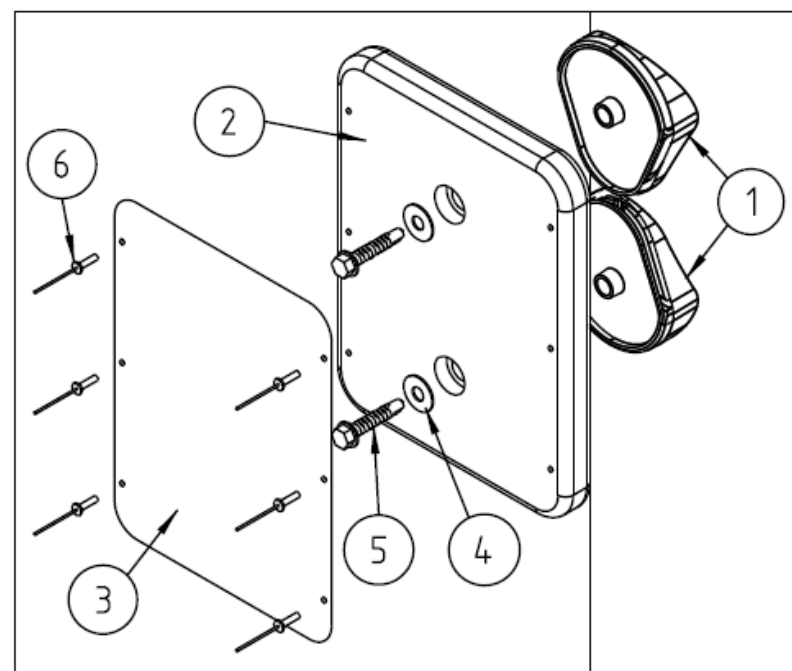
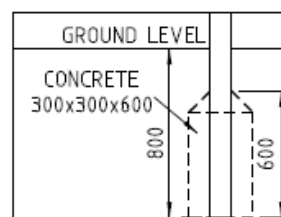
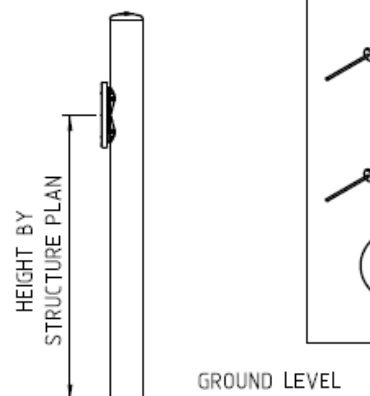


9	PF SHOULDER WHEEL + BRAKE ASSEMBLY	BPU-2007	1
8	PF SHOULDER WHEEL RING (BPE-55)	8901	1
7	PF SHOULDER WHEEL ARM (BPE-225)	2019	1
6	PF SHOULDER WHEEL BEARING FLANGE 1 (BPE-226)	2017	1
5	PF SHOULDER WHEEL BEARING FLANGE 2 (BPE-227)	2018	1
4	PF SHOULDER WHEEL TUBE ASSEMBLY (BPE-224)	2016	1
3	ST BOLT 10x025 POST TORX	S6153	6
2	PF SHOULDER WHEEL UPRIGHT 2325	8903	1
1	CAP ORBIT - UPRIGHT	S8177	2

SIGN

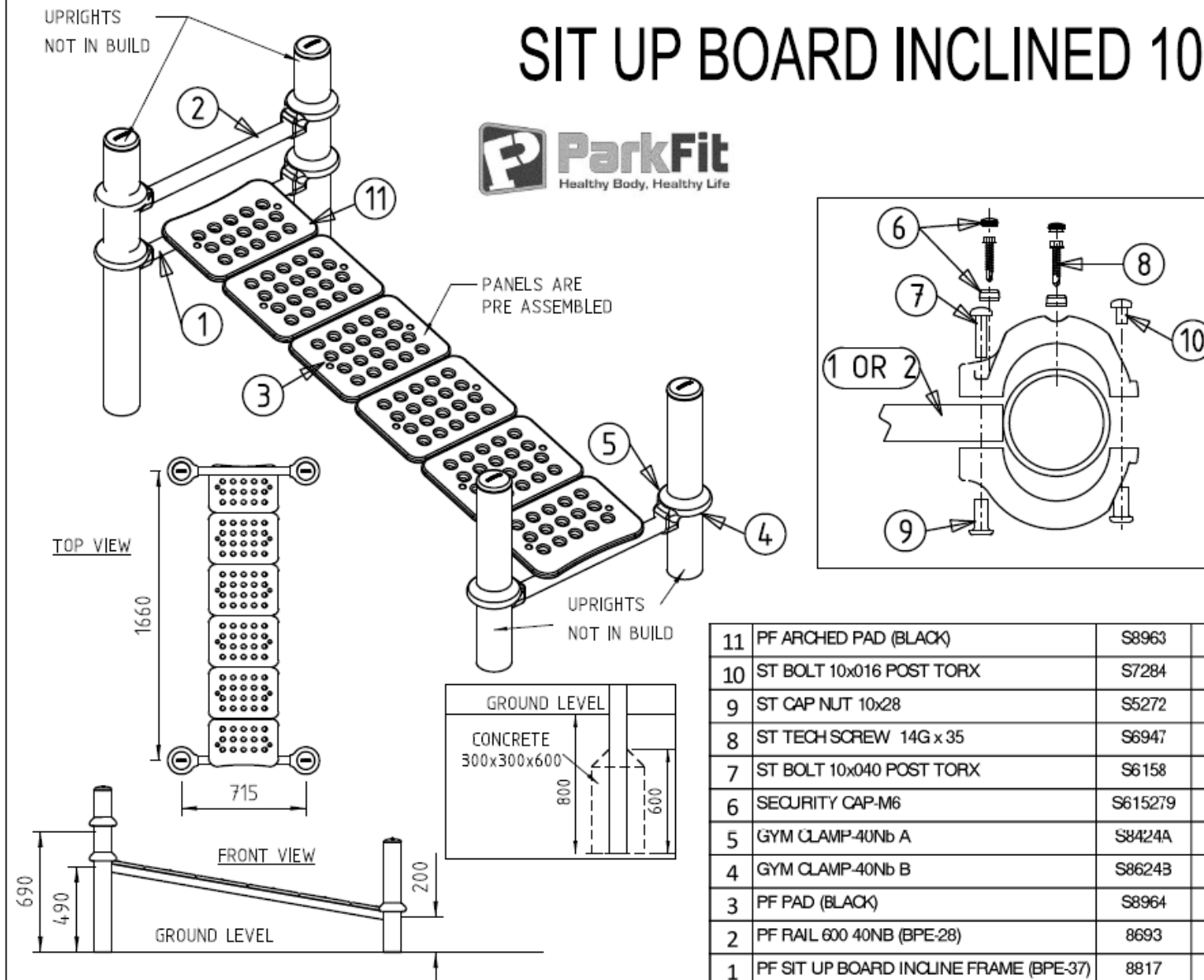


FRONT VIEW



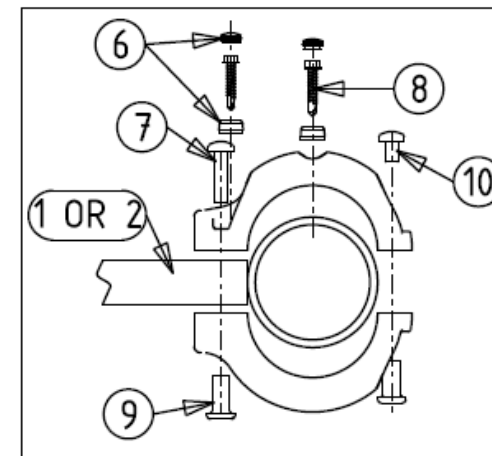
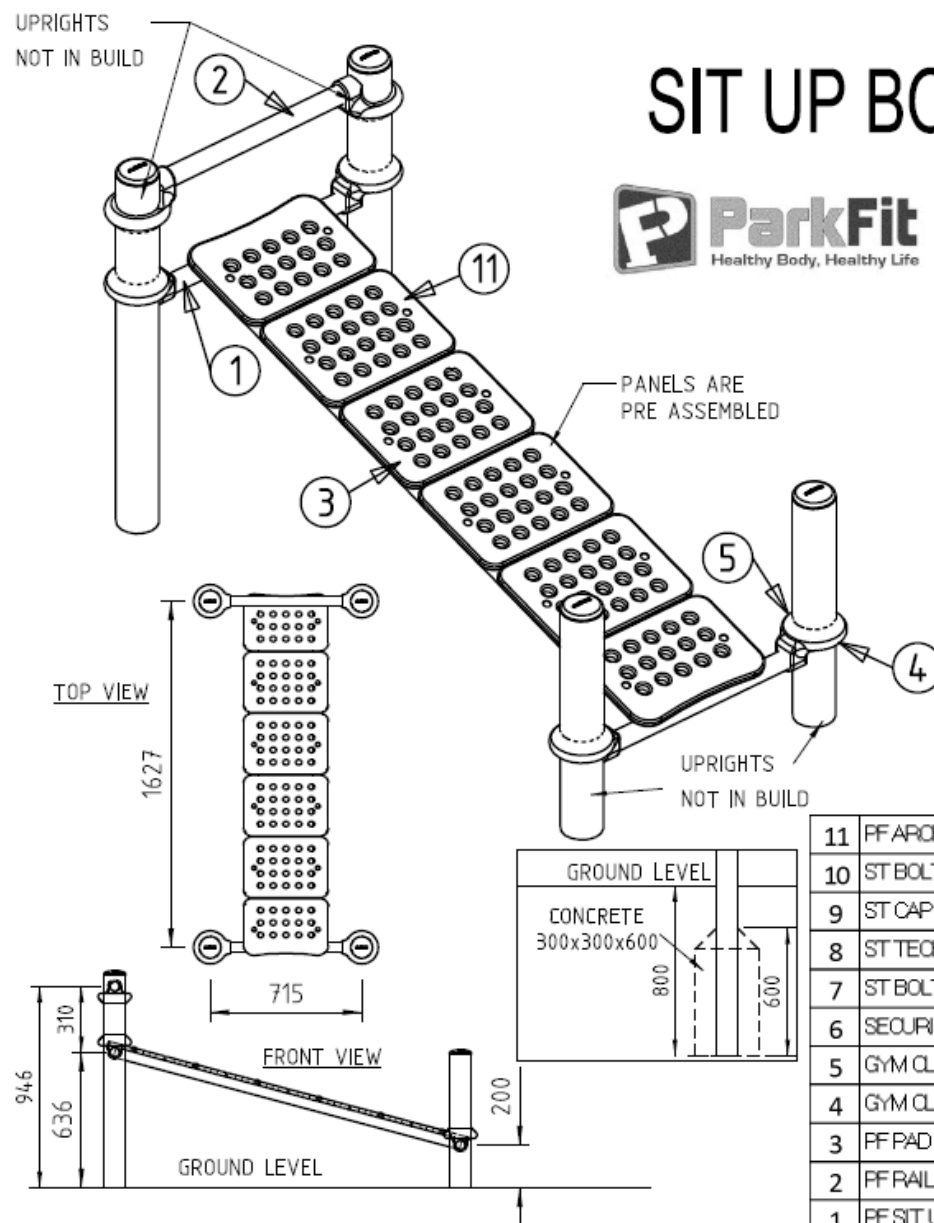
6	RIVET STANDARD 4-4	S7955	6
5	ST TECH SCREW 11G x 35	S6917	2
4	ST WASHER 1/4 x 3/4	S615564	2
3	PARKFIT SIGN PLAQUE (Aluminium)	S8743	1
2	PF SIGN PANEL (BLACK) (drill for rivets)	S8740	1
1	HANDGRIP PLASTIC JOINER	S8317	2

SIT UP BOARD INCLINED 10°



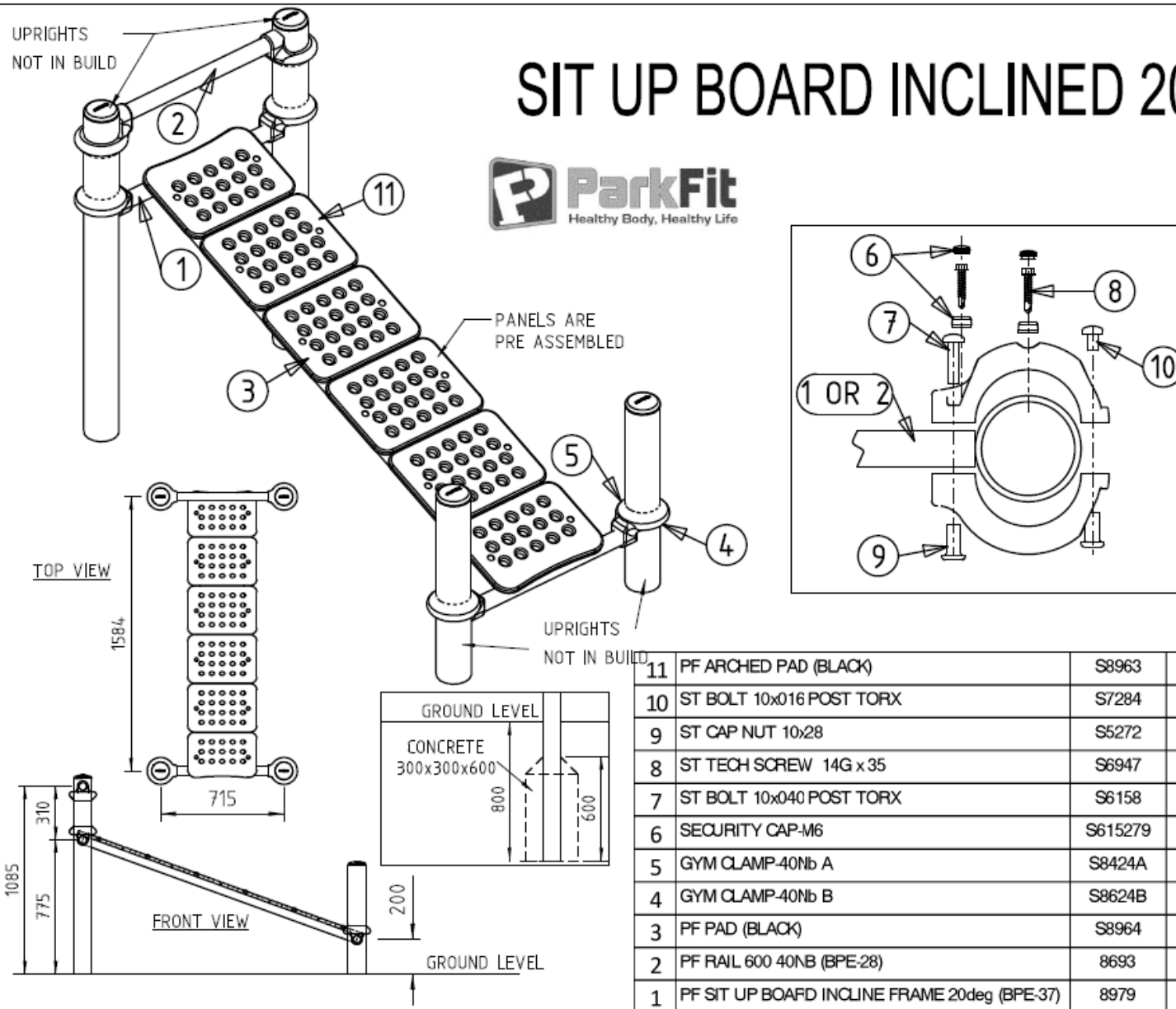
11	PF ARCHED PAD (BLACK)	S8963	2
10	ST BOLT 10x016 POST TORX	S7284	6
9	ST CAP NUT 10x28	S5272	12
8	ST TECH SCREW 14G x 35	S6947	12
7	ST BOLT 10x040 POST TORX	S6158	6
6	SECURITY CAP-M6	S615279	12
5	GYM CLAMP-40Nb A	S8424A	6
4	GYM CLAMP-40Nb B	S86243	6
3	PF PAD (BLACK)	S8964	4
2	PF RAIL 600 40NB (BPE-28)	8693	1
1	PF SIT UP BOARD INCLINE FRAME (BPE-37)	8817	1

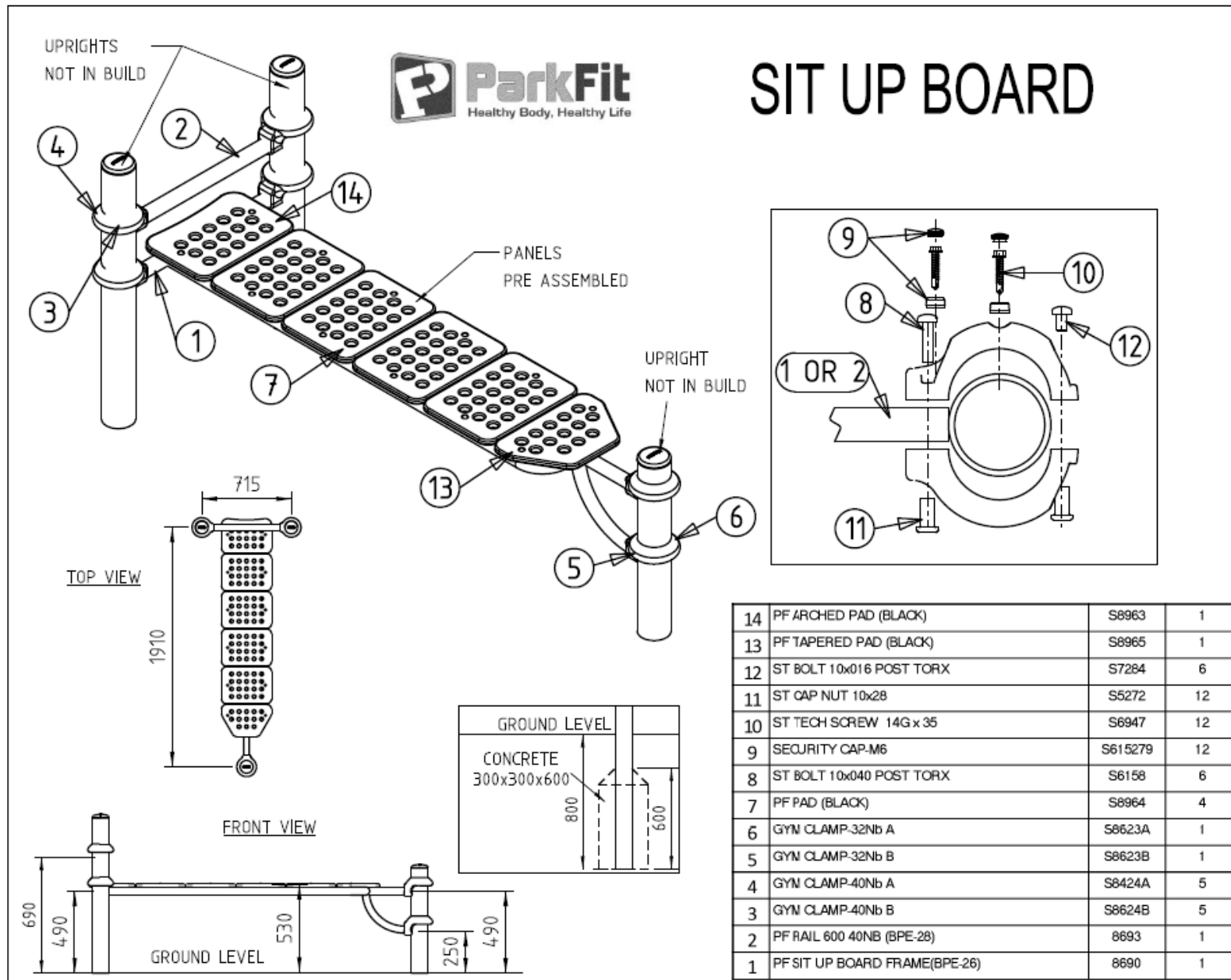
SIT UP BOARD INCLINED 15°



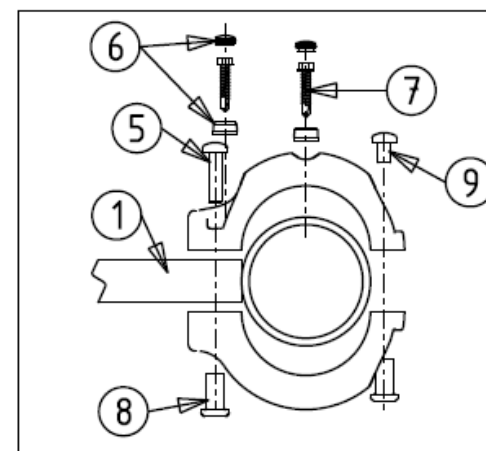
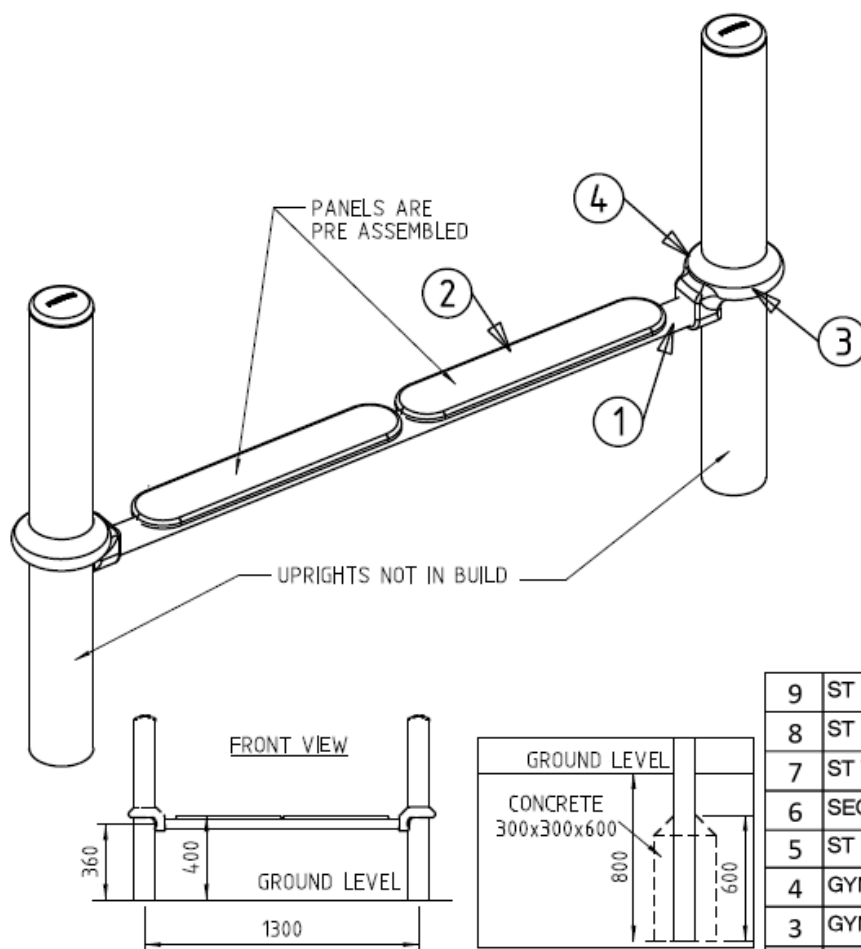
11	PF ARCHED PAD (BLACK)	S8963	2
10	ST BOLT 10x015 POST TOPX	S7284	6
9	ST CAP NUT 10x28	S5272	12
8	ST TECH SCREW 14Gx 35	S6947	12
7	ST BOLT 10x040 POST TOPX	S6158	6
6	SECURITY CAP M6	S615279	12
5	GYM CLAMP 40NB A	S8424A	6
4	GYM CLAMP 40NB B	S8624B	6
3	PF PAD (BLACK)	S8964	4
2	PF RAIL 600 40NB (BPE-28)	8693	1
1	PF SIT UP BOARD INCLINE FRAME 15derg (BPE-37)	8978	1

SIT UP BOARD INCLINED 20°



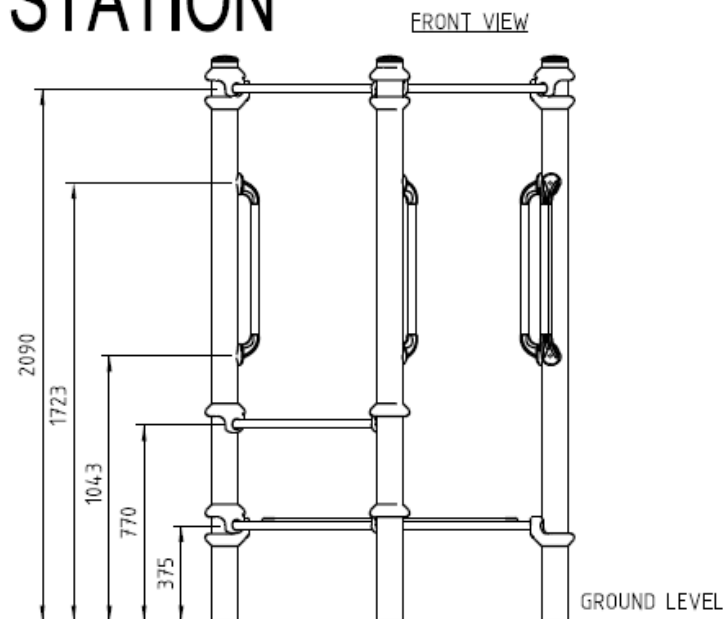
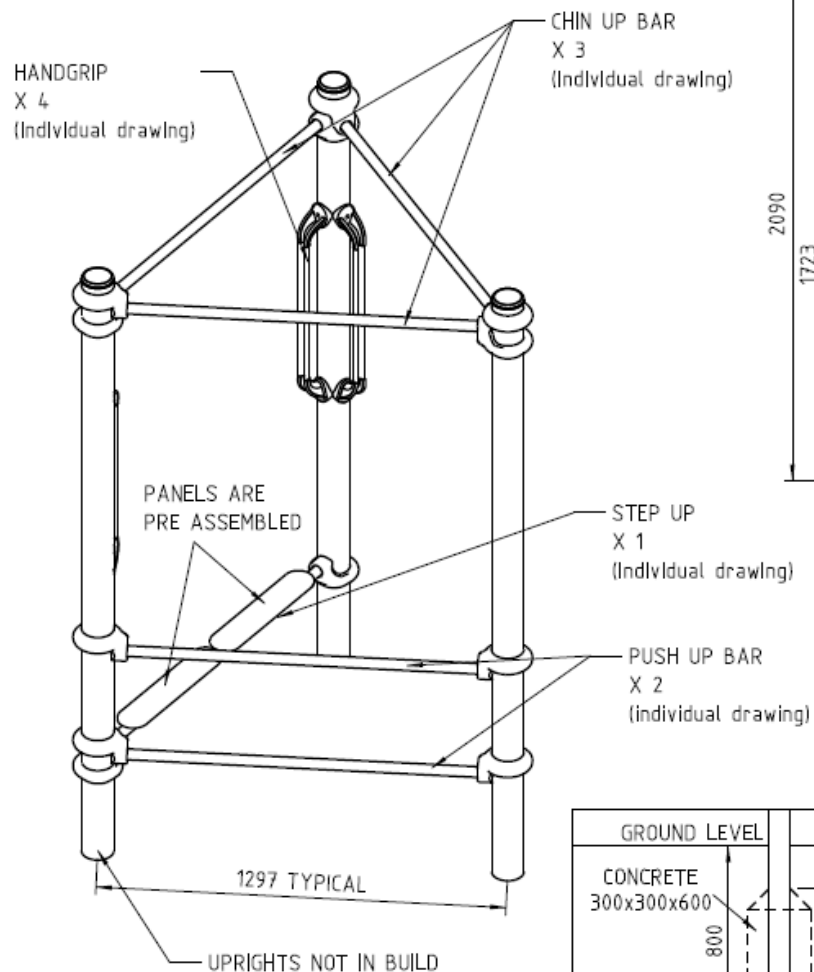


STEP UP

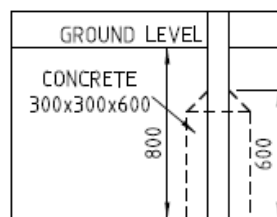


9	ST BOLT 10x016 POST TORX	S7284	2
8	ST CAP NUT 10x28	S5272	4
7	ST TECH SCREW 14G x 35	S6947	4
6	SECURITY CAP-M6	S615279	4
5	ST BOLT 10x040 POST TORX	S6158	2
4	GYM CLAMP-40Nb A	S8624A	2
3	GYM CLAMP-40Nb B	S8624B	2
2	PF ARM/ STEP PAD (BLACK)	S8627	2
1	PF RAIL 1200 40NB (T NUT 450mm) (BPE-20)	8679	1

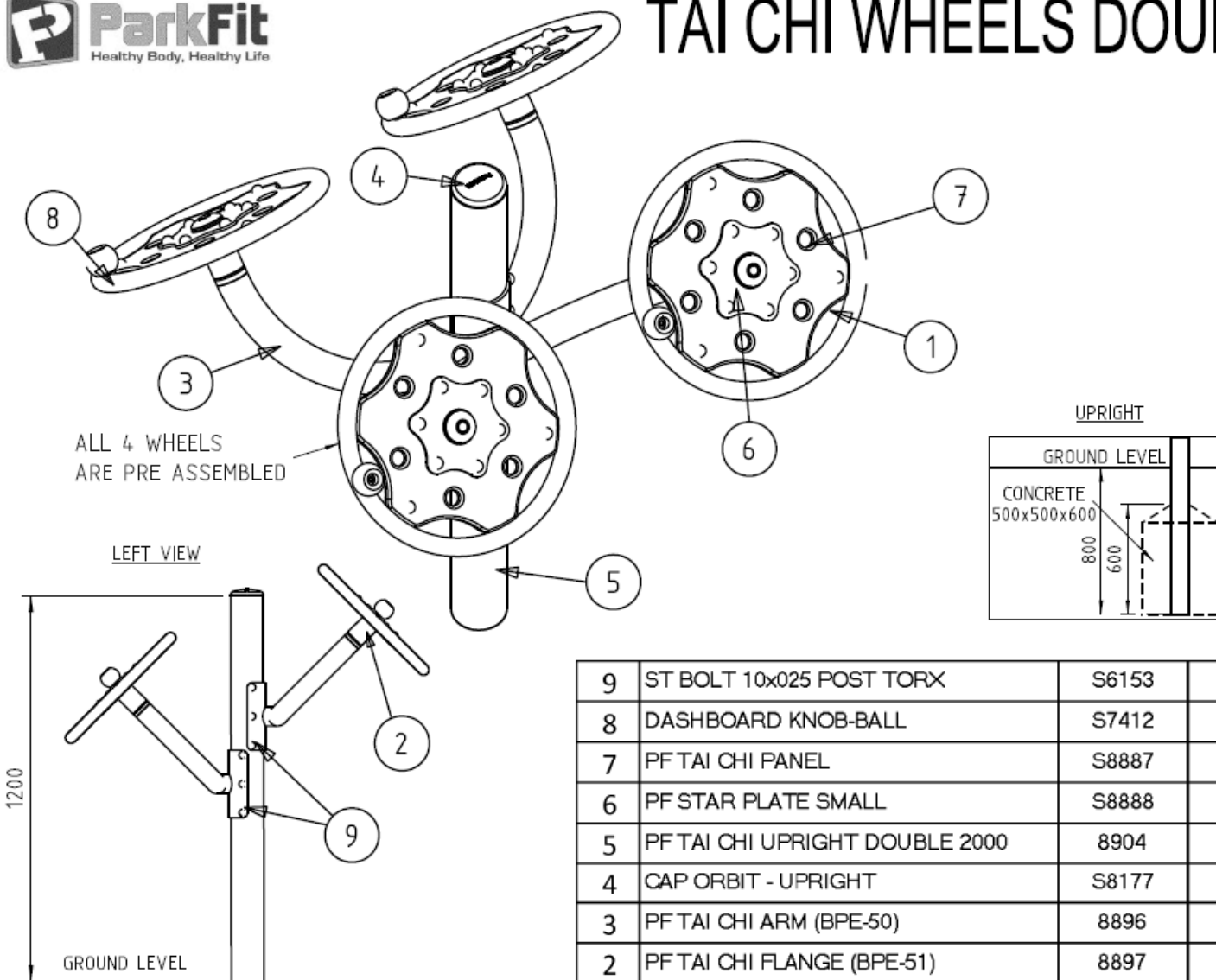
STRETCH STATION



16	ST BOLT 10x040 POST TORX	S6158	12
15	GYM CLAMP-40Nb A	S8624A	6
14	GYM CLAMP-40Nb B	S8624B	6
13	PF RAIL 1200 32NB (BPE-19)	8678	3
12	PF RAIL 1200 40NB (4 T NUTS on 350) (BPE-20)	8679	1
11	ST BOLT 10x016 POST TORX	S7284	12
10	ST CAP NUT 10x28	S5272	24
9	ST TECH SCREW 14G x 35	S6947	32
8	SECURITY CAP-M6	S615279	32
7	PF ARM/ STEP PAD (BLACK)	S8627	2
6	PF ARM/ STEP PAD ASSEMBLY PACK	BPU-459	1
5	GYM CLAMP-32Nb A	S8623A	6
4	GYM CLAMP-32Nb B	S8623B	6
3	PF RAIL 1200 40NB (BPE-79)	8974	2
2	HANDGRIP-PLASTIC	S7215	4
1	HANDGRIP PLASTIC JOINER	S8317	8

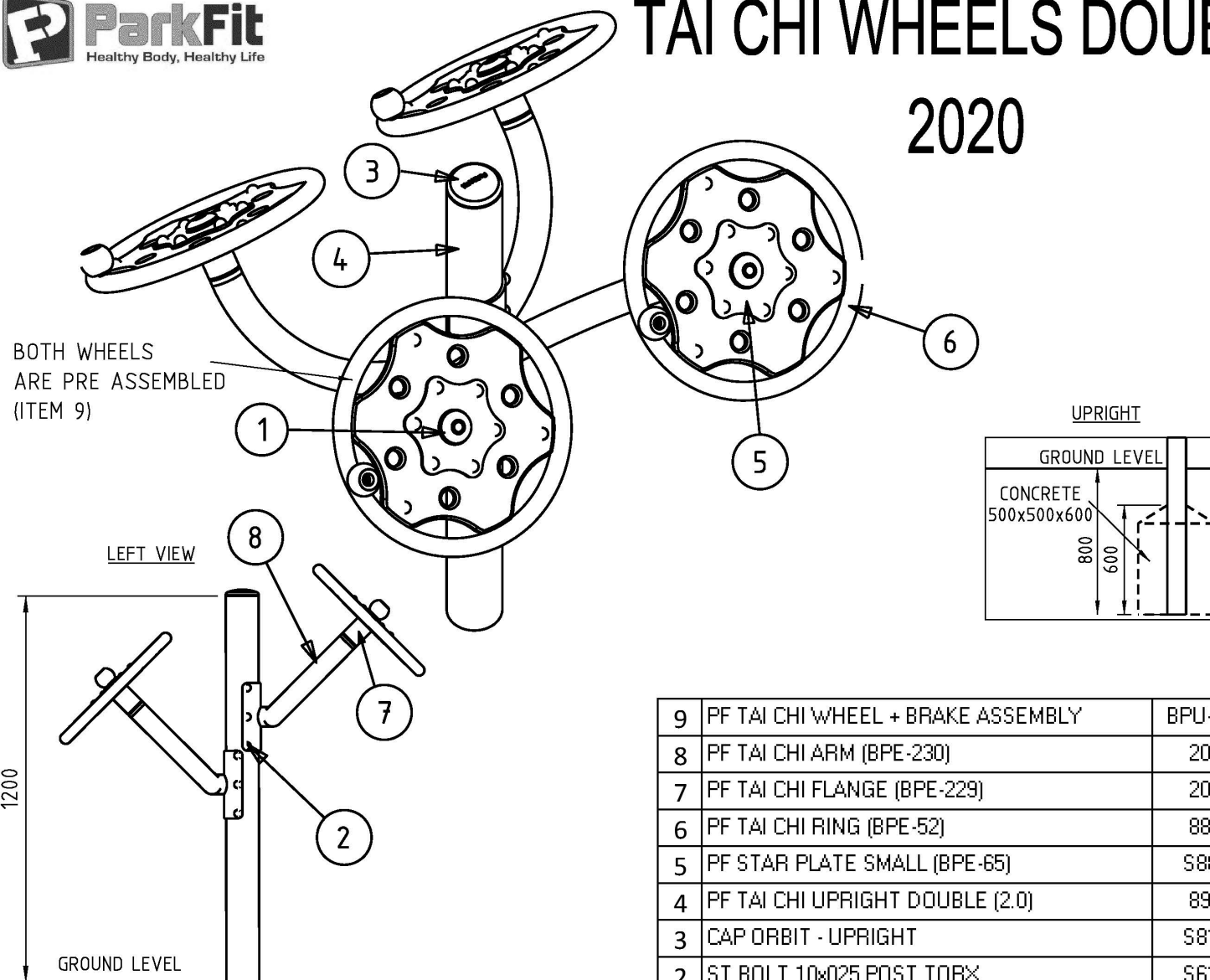


TAI CHI WHEELS DOUBLE



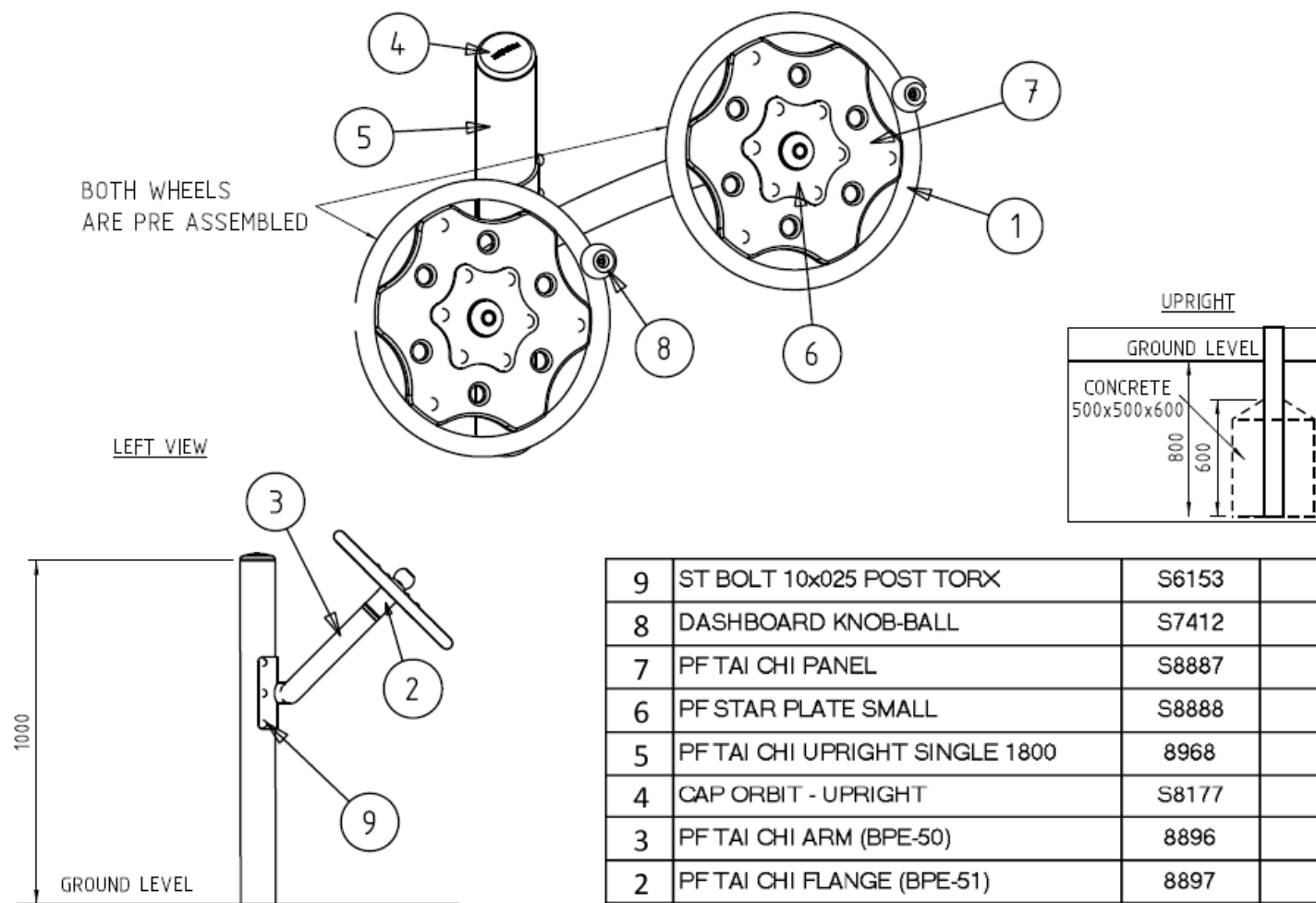
9	ST BOLT 10x025 POST TORX	S6153	12
8	DASHBOARD KNOB-BALL	S7412	4
7	PF TAI CHI PANEL	S8887	4
6	PF STAR PLATE SMALL	S8888	4
5	PF TAI CHI UPRIGHT DOUBLE 2000	8904	1
4	CAP ORBIT - UPRIGHT	S8177	1
3	PF TAI CHI ARM (BPE-50)	8896	2
2	PF TAI CHI FLANGE (BPE-51)	8897	4
1	PF TAI CHI RING (BPE-52)	8898	4

TAI CHI WHEELS DOUBLE 2020



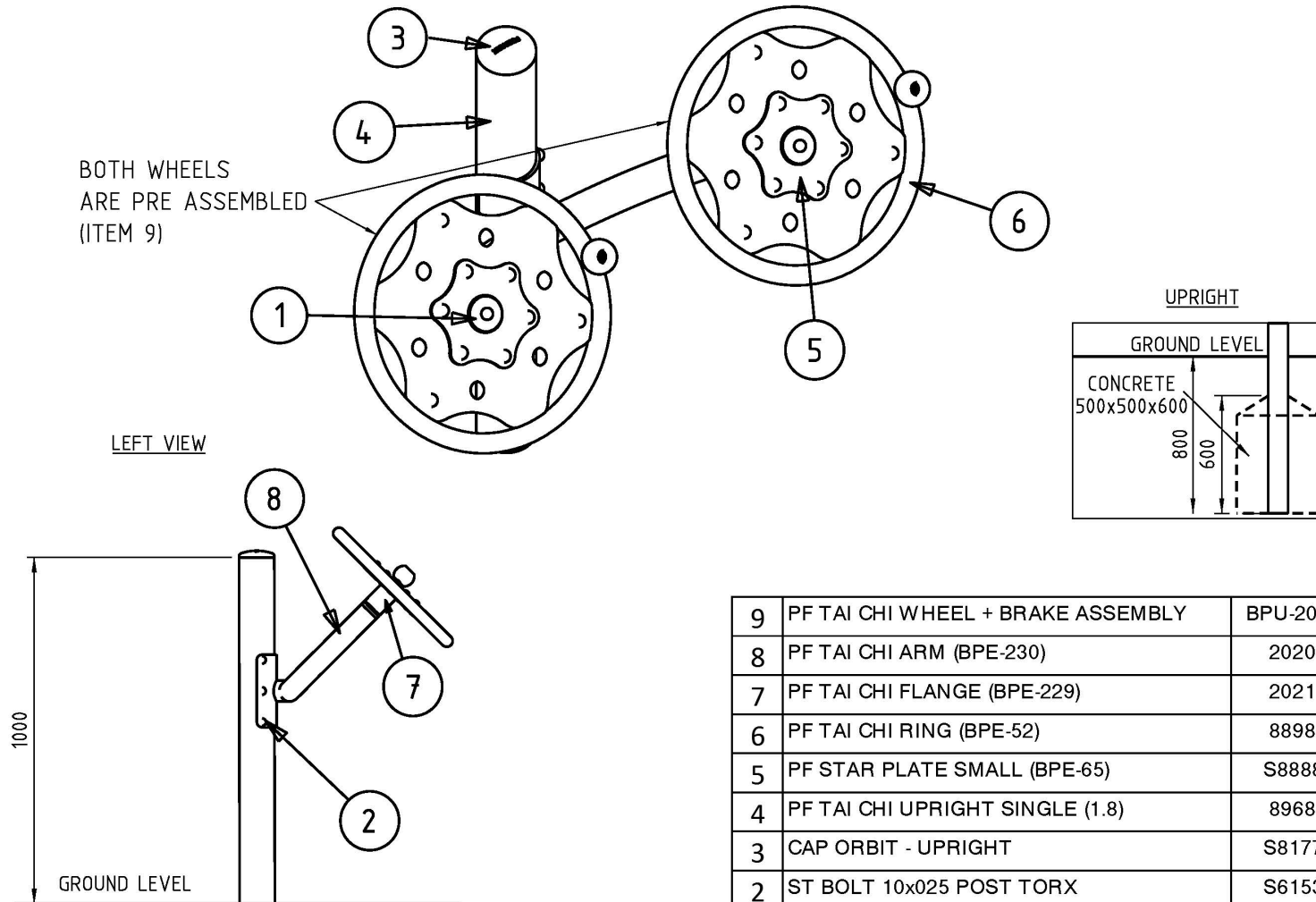
9	PF TAI CHI WHEEL + BRAKE ASSEMBLY	BPU-2029	4
8	PF TAI CHI ARM (BPE-230)	2020	2
7	PF TAI CHI FLANGE (BPE-229)	2021	4
6	PF TAI CHI RING (BPE-52)	8898	4
5	PF STAR PLATE SMALL (BPE-65)	58888	4
4	PF TAI CHI UPRIGHT DOUBLE (2.0)	8904	1
3	CAP ORBIT - UPRIGHT	58177	2
2	ST BOLT 10x025 POST TORX	56153	12
1	ST DISC 60x10.5x3 (machined)(BPE-185)	51333	4

TAI CHI WHEELS SINGLE 1M

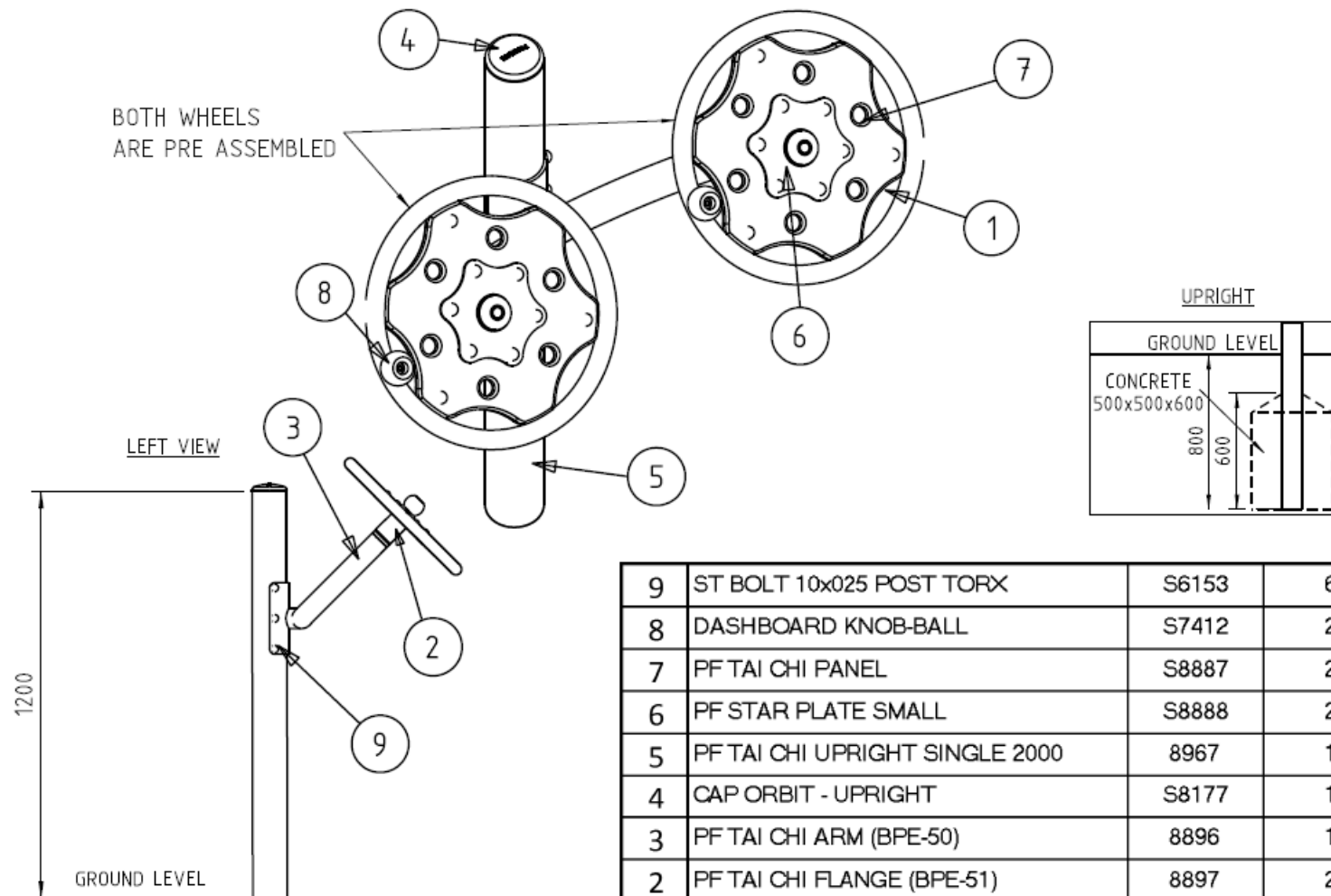


9	ST BOLT 10x025 POST TORX	S6153	6
8	DASHBOARD KNOB-BALL	S7412	2
7	PF TAI CHI PANEL	S8887	2
6	PF STAR PLATE SMALL	S8888	2
5	PF TAI CHI UPRIGHT SINGLE 1800	8968	1
4	CAP ORBIT - UPRIGHT	S8177	1
3	PF TAI CHI ARM (BPE-50)	8896	1
2	PF TAI CHI FLANGE (BPE-51)	8897	2
1	PF TAI CHI RING (BPE-52)	8898	2

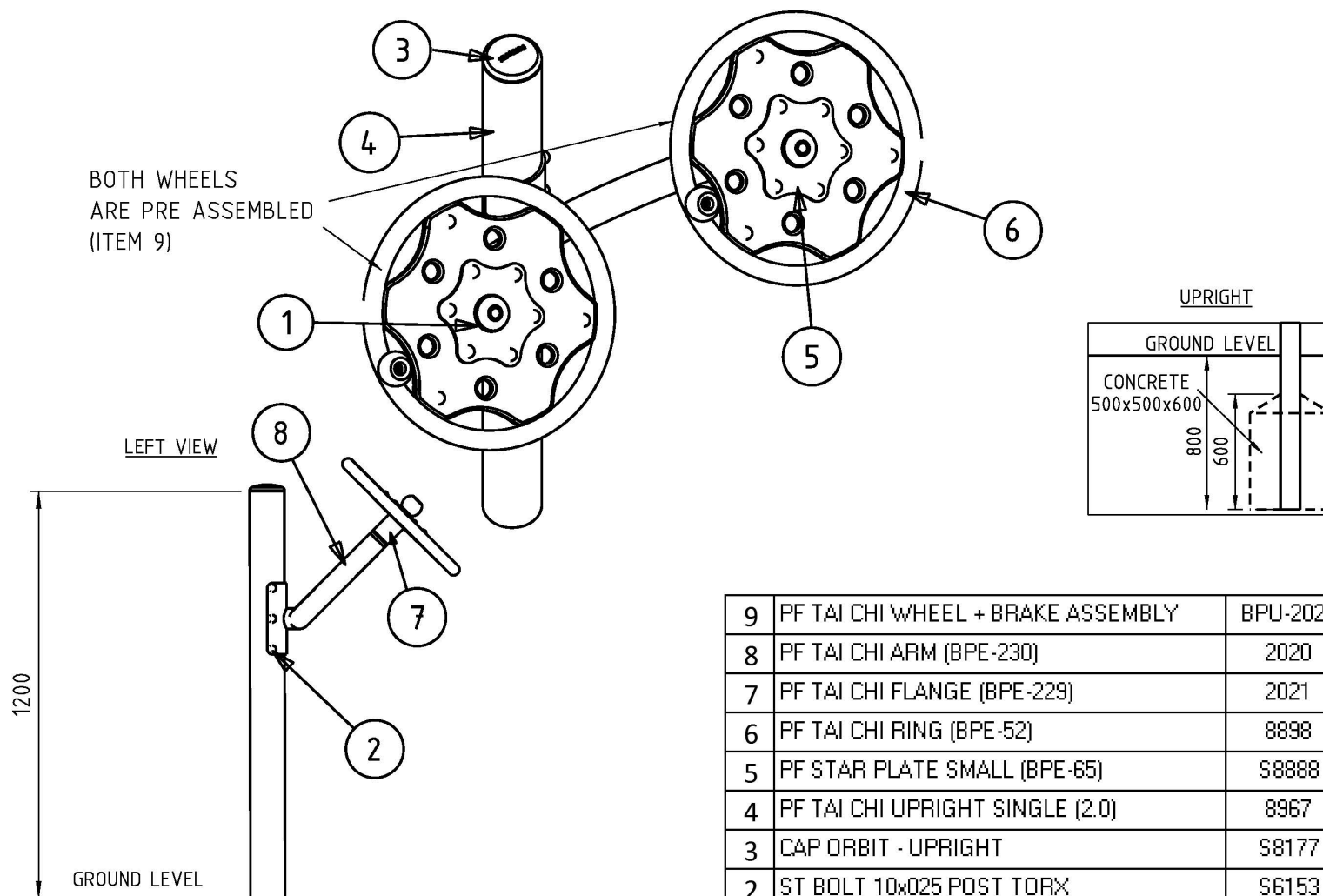
TAI CHI WHEELS SINGLE 1M 2020



TAI CHI WHEELS SINGLE 1.2M

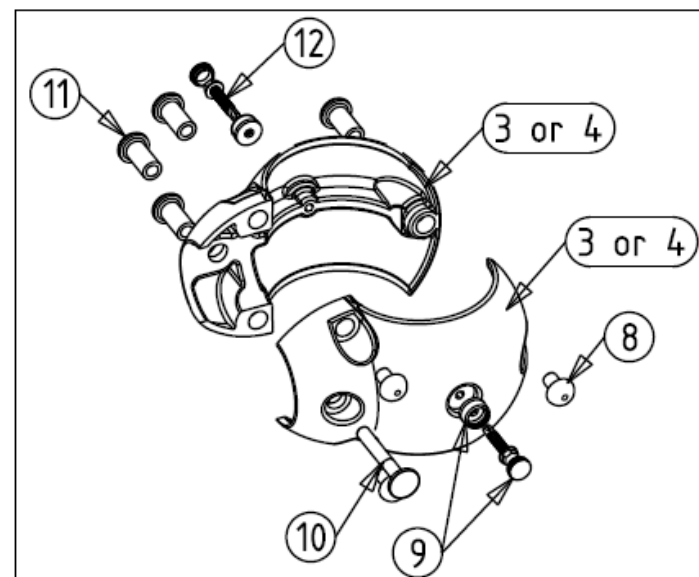
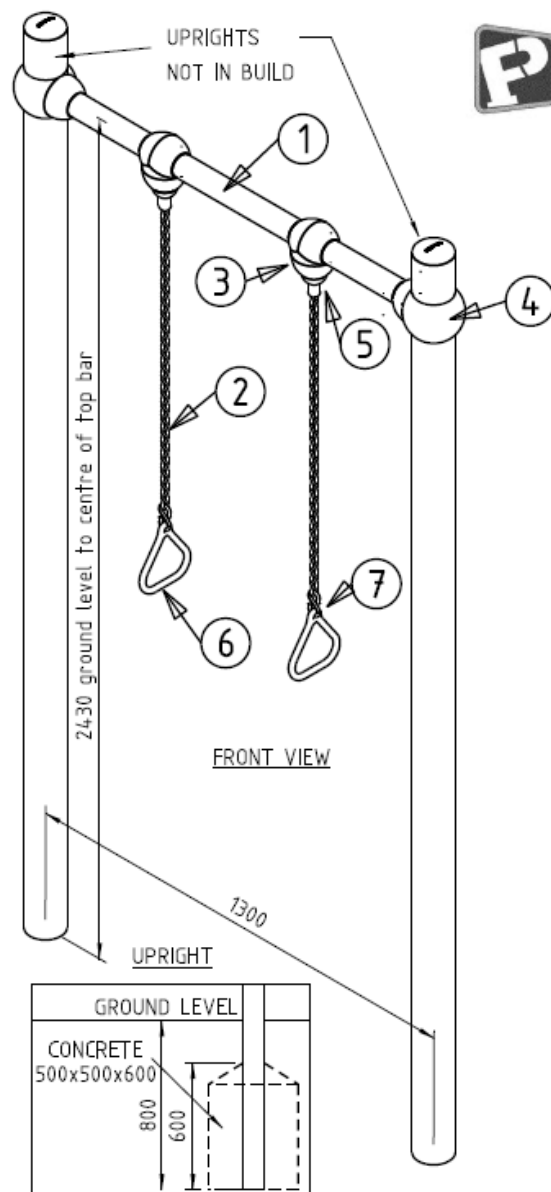


TAI CHI WHEELS SINGLE 1.2M 2020



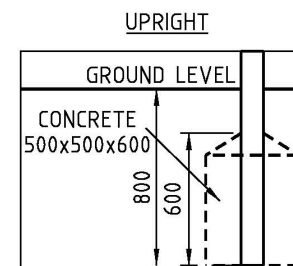
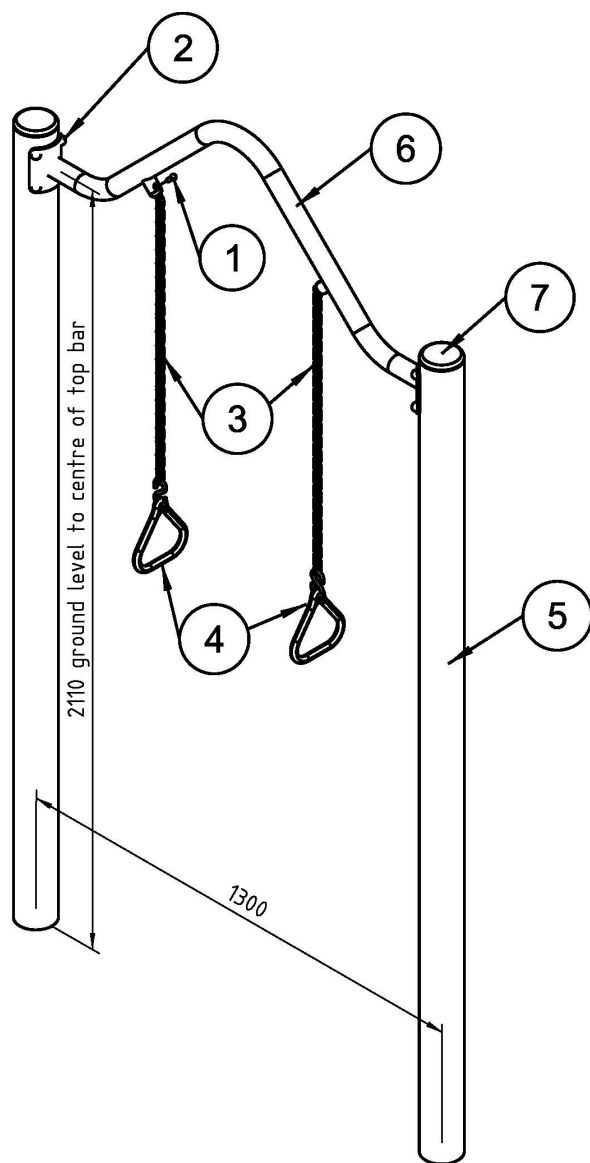
9	PF TAI CHI WHEEL + BRAKE ASSEMBLY	BPU-2029	2
8	PF TAI CHI ARM (BPE-230)	2020	1
7	PF TAI CHI FLANGE (BPE-229)	2021	2
6	PF TAI CHI RING (BPE-52)	8898	2
5	PF STAR PLATE SMALL (BPE-65)	S8888	2
4	PF TAI CHI UPRIGHT SINGLE (2.0)	8967	1
3	CAP ORBIT - UPRIGHT	S8177	2
2	ST BOLT 10x025 POST TORX	S6153	6
1	ST DISC 60x10.5x3 (machined)(BPE-185)	S1333	2

TRAPEZE RINGS



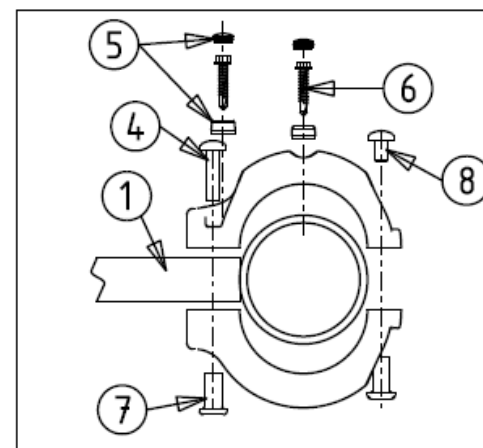
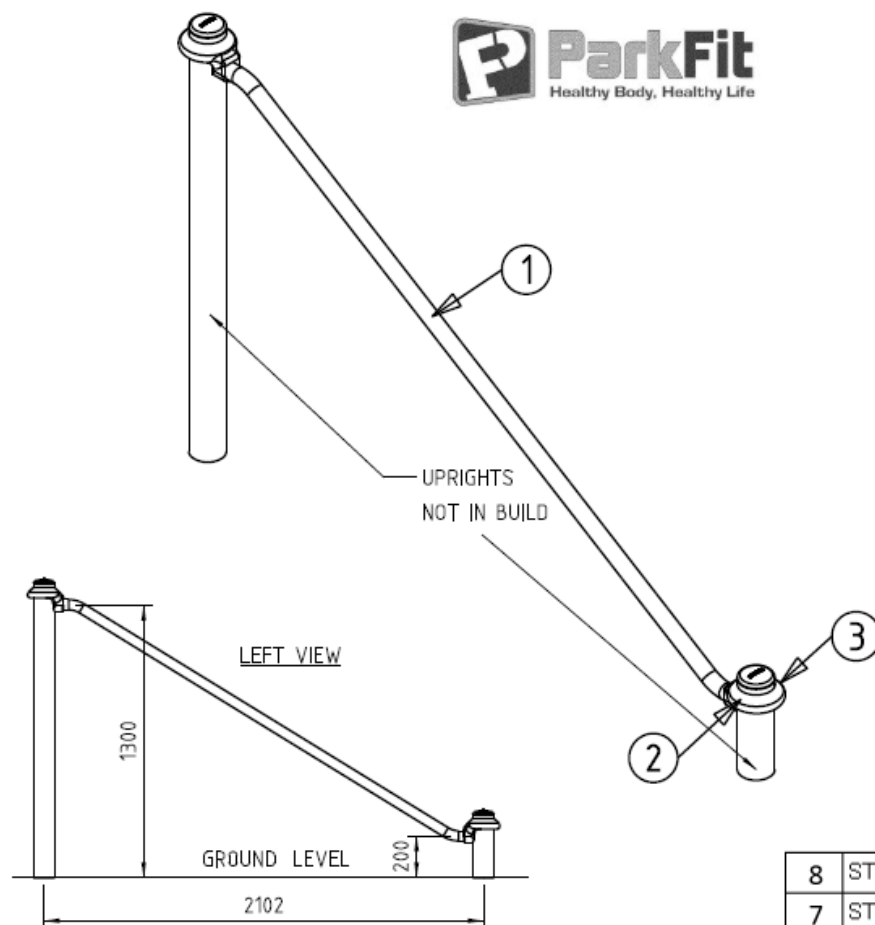
12	ST TECH SCREW 14G x 35	S6947	8
11	CAP NUT DI CAST	S5271	16
10	ST BOLT 10x060 POST TORX	S615277	4
9	SECURITY CAP-M6	S615279	8
8	ST BOLT 10x016 POST TORX	S7284	12
7	ST S HOOK 8mm	S615245	2
6	ALLOY TRIANGLE HANDLE	S5303	2
5	ORBIT PLUG TO EYENUT ASS. PACK (chain ends)	BPU-362	2
4	ORBIT CLAMP 90 TO 50NB (HALF)	S8004	4
3	ORBIT CLAMP 50 TO 50NB (HALF)	S8003	4
2	PARKFIT TRAPEZE CHAIN - 910	8792	2
1	PFRAIL 1200 50NB (BPE-27)	8692	1

TRAPEZE RINGS 2020



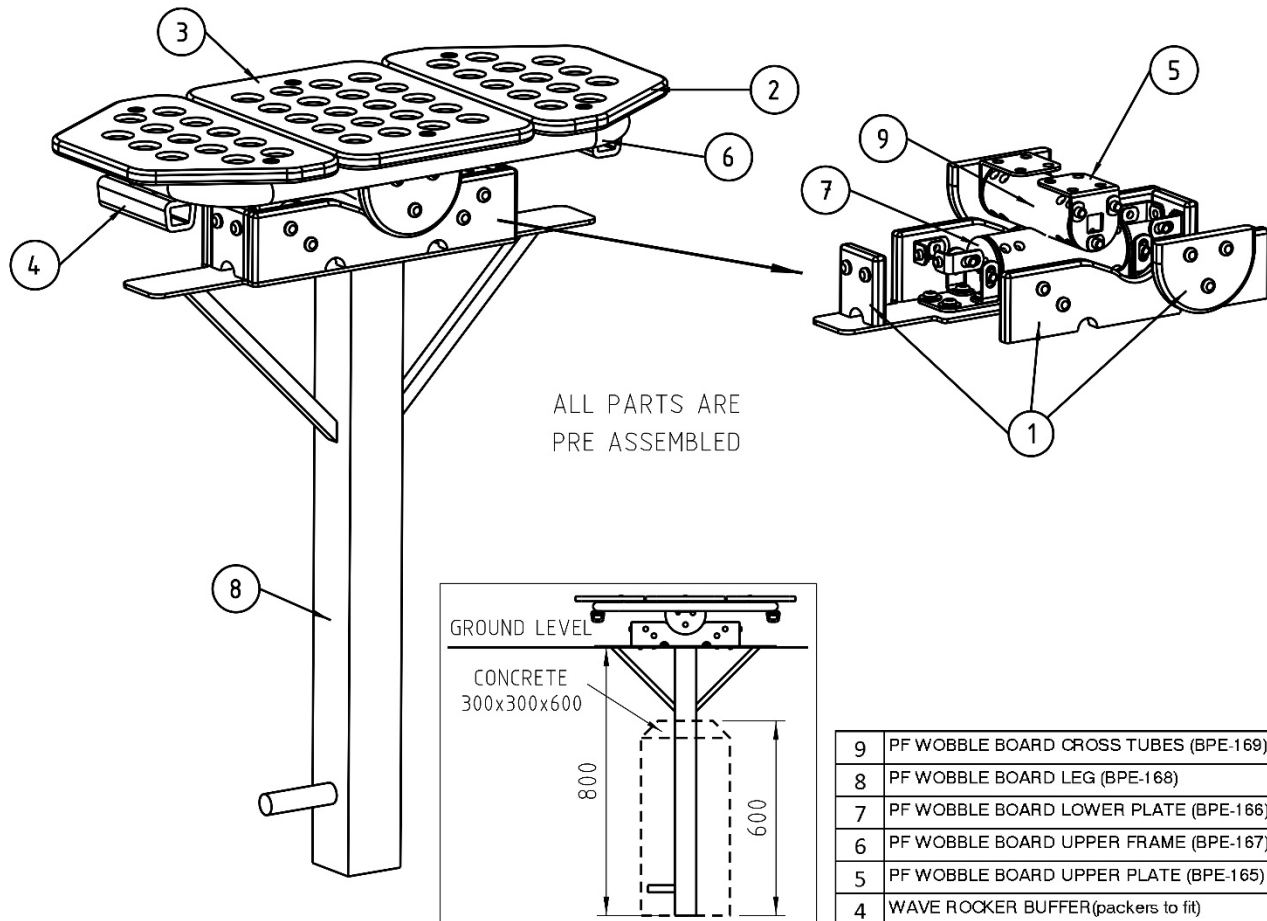
7	CAP ORBIT - UPRIGHT	S8177	4
6	PF TRAPEZE RINGS TOP BAR (BPE-231)	1987	1
5	PF TRAPEZE RINGS UPRIGHT 3M	1988	2
4	ALLOY TRIANGLE HANDLE ASSEMBLY (WITH S HOOK)	BPU-1634	2
3	PF TRAPEZE RINGS CHAIN - 830	1989	2
2	ST BOLT 10x025 C/S POST SKT	S615624	8
1	ST BOLT 08x28 PST TRX(add T40 driver)	S615351	2

VAULT BAR



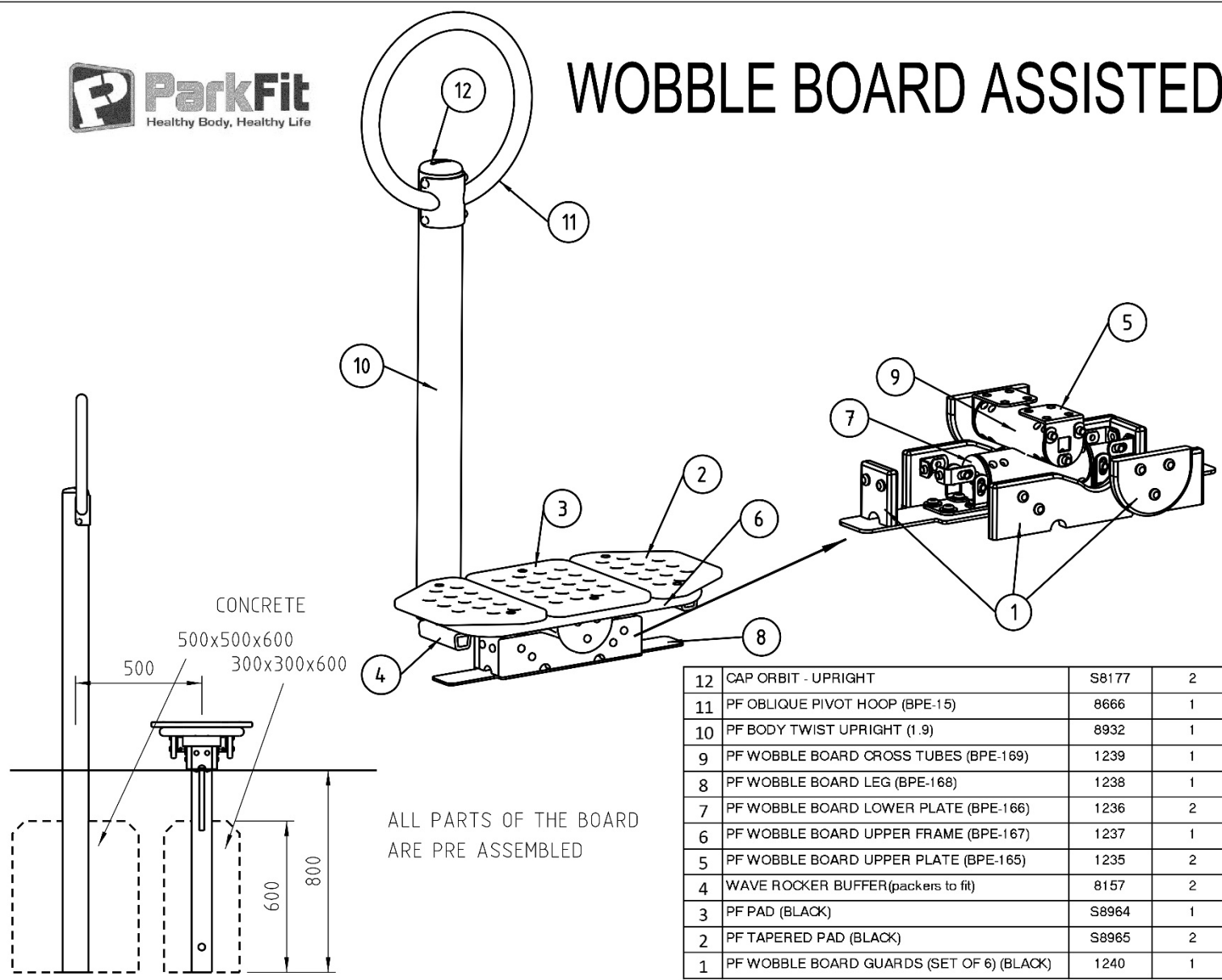
8	ST BOLT 10x016 POST TORX	S7284	2
7	ST CAP NUT 10x28	S5272	4
6	ST TECH SCREW 14G x 35	S6947	4
5	SECURITY CAP-M6	S615279	4
4	ST BOLT 10x040 POST TORX	S6158	2
3	GYM CLAMP-40Nb A	S8424A	2
2	GYM CLAMP-40Nb B	S8624B	2
1	PF VAULT BAR (BPE-44)	8835	1

WOBBLE BOARD



9	PF WOBBLE BOARD CROSS TUBES (BPE-169)	1239	1
8	PF WOBBLE BOARD LEG (BPE-168)	1238	1
7	PF WOBBLE BOARD LOWER PLATE (BPE-166)	1236	2
6	PF WOBBLE BOARD UPPER FRAME (BPE-167)	1237	1
5	PF WOBBLE BOARD UPPER PLATE (BPE-165)	1235	2
4	WAVE ROCKER BUFFER(packers to fit)	8157	2
3	PF PAD (BLACK)	S8964	1
2	PF TAPERED PAD (BLACK)	S8965	2
1	PF WOBBLE BOARD GUARDS (SET OF 6) (BLACK)	1240	1

WOBBLE BOARD ASSISTED



WOBBLE BOARD ASSISTED 2020

