


SAFETY AND MAINTENANCE

Thank you for selecting ParkFit fitness equipment for your park.



To ensure that your equipment remains in a safe condition, we recommend that you establish a schedule of safety and maintenance inspections and record the details of your inspections in a logbook. In this manner, any minor repairs are done as soon as they are required, and your equipment will remain in safe condition. In the event of an accident occurring on your equipment, your records of these inspections are proof that your 'duty of care' has been maintained.

We recommend that your equipment be inspected with varying degrees of detail on a frequency basis as outlined on the following page.

Any spare parts that may be required for your fitness equipment will be available through your local Forpark Australia branch, and our sales staff will be able to help you with any queries you may have regarding your equipment.


Please remember! Fitness equipment that is well maintained remains safe, and will last for many years.

ROUTINE VISUAL INSPECTION

Frequency – At least weekly. Daily inspections may be required where the equipment is subject to heavy use or vandalism.


Equipment

- Check for vandalism, and for any damaged or missing parts. In the event of any damage or missing parts, isolate the equipment until repairs have been carried out.



OPERATIONAL INSPECTION

Frequency – Every one (1) to three (3) months, depending on the level of use. Equipment subject to heavy use or vandalism may need to be inspected more frequently. Any problems identified should be addressed on a priority basis taking into account any safety implications.




Surfacing & Surrounds

- Check that the synthetic surface is in good condition and securely in place to provide impact absorption.
- Check the area for overgrown bushes or hazards that may have intruded into the exercise area over time.


Equipment

- Check all fasteners and tighten and replace any that are missing.
- Check that all uprights and components are secure in the ground, and that no footings are showing through the soft-fall.
- Check equipment for rust or corrosion. (All metal play equipment will show some signs of breakdown over time, and this may be exacerbated by a marine environment.) Replace any badly corroded parts.
- Check all moving parts for excessive wear, and replace any worn items.
- Check for any bending or cracking of steel components and replace where necessary.
- In highly corrosive environments it is strongly recommended that all equipment is regularly washed with clean water to prevent any build-up of rust causing minerals. This is particularly important where the equipment is positioned under a permanent shade structure and cannot be naturally washed by rain.



COMPREHENSIVE INSPECTION

Frequency – Annually. On a yearly basis it is advisable to have your equipment checked by someone who is qualified in the maintenance of this type of equipment, or by an engineer.



Surfacing & Equipment

- In addition to a detailed inspection of all areas covered in an “Operational Inspection”, the following checks should be made;
- Check the structural integrity of equipment subject to corrosion.
- Check for any changes in the safety of the equipment resulting from repairs made, or added or replaced components.



Western Australia	PO Box 484 Cloverdale 6985 Tel: (08) 9472 1788
South Australia	PO Box 715 Modbury 5092 Tel: (08) 8283 3611
Victoria	Unit 24/21 Eugene Tce Ringwood 3134 Tel: (03) 9870 0233
Tasmania	PO Box 1355 Rosny Park 7018 Tel: (03) 6248 5070
New South Wales	PO Box 5113 Greenwich 2065 Tel: (02) 9966 9945
Queensland	PO Box 876 Capalaba 4157 Tel: (07) 3390 2188
North Queensland	PO Box 4873 Cairns 4870 Tel: (07) 4033 5433
Northern Territory	PO Box 715 Modbury 5092 Tel: (08) 8283 3611

www.forparkaust.com.au

Helping Young Australians Grow